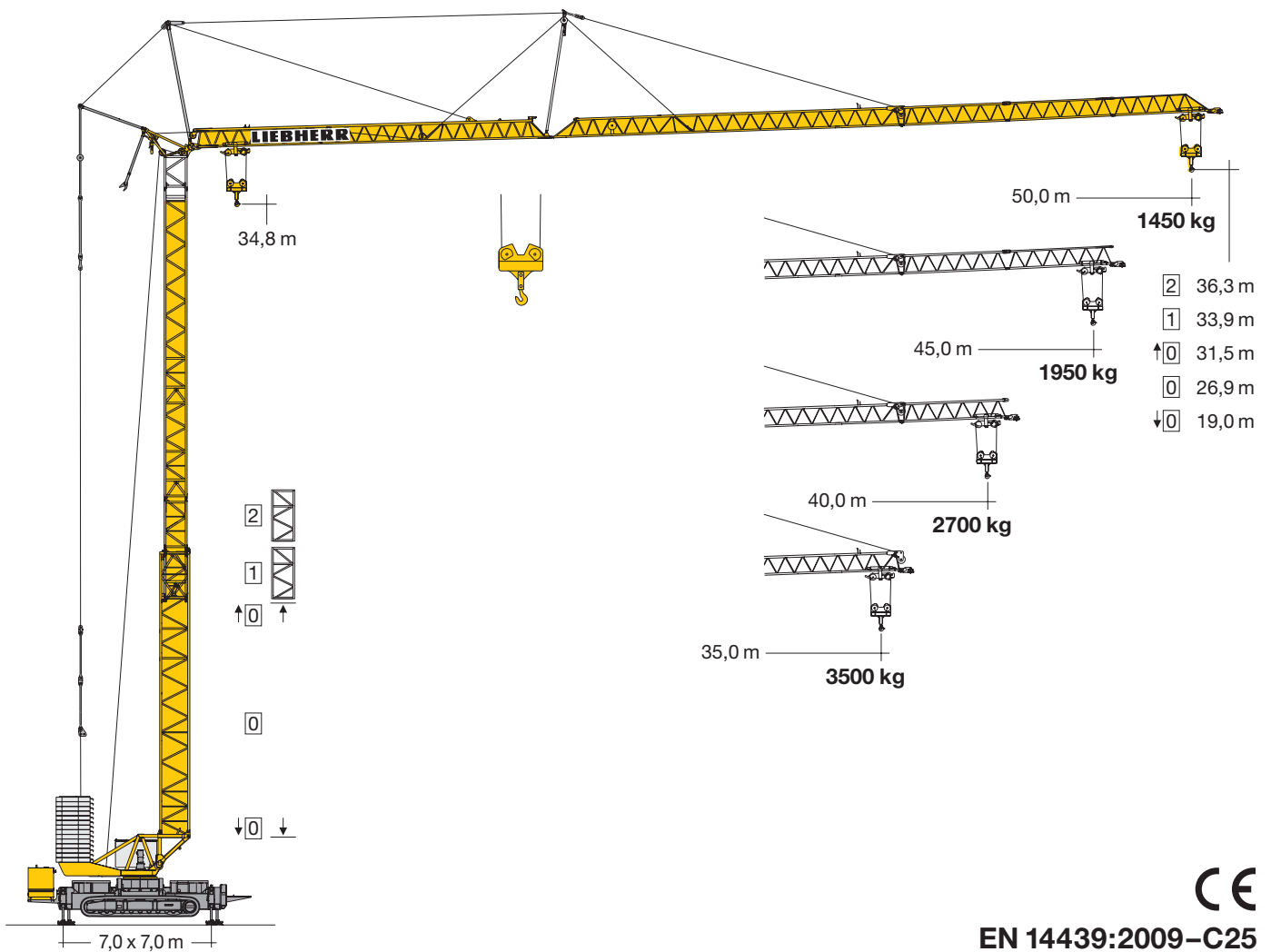


# Turmdrehkran 120 KR.1

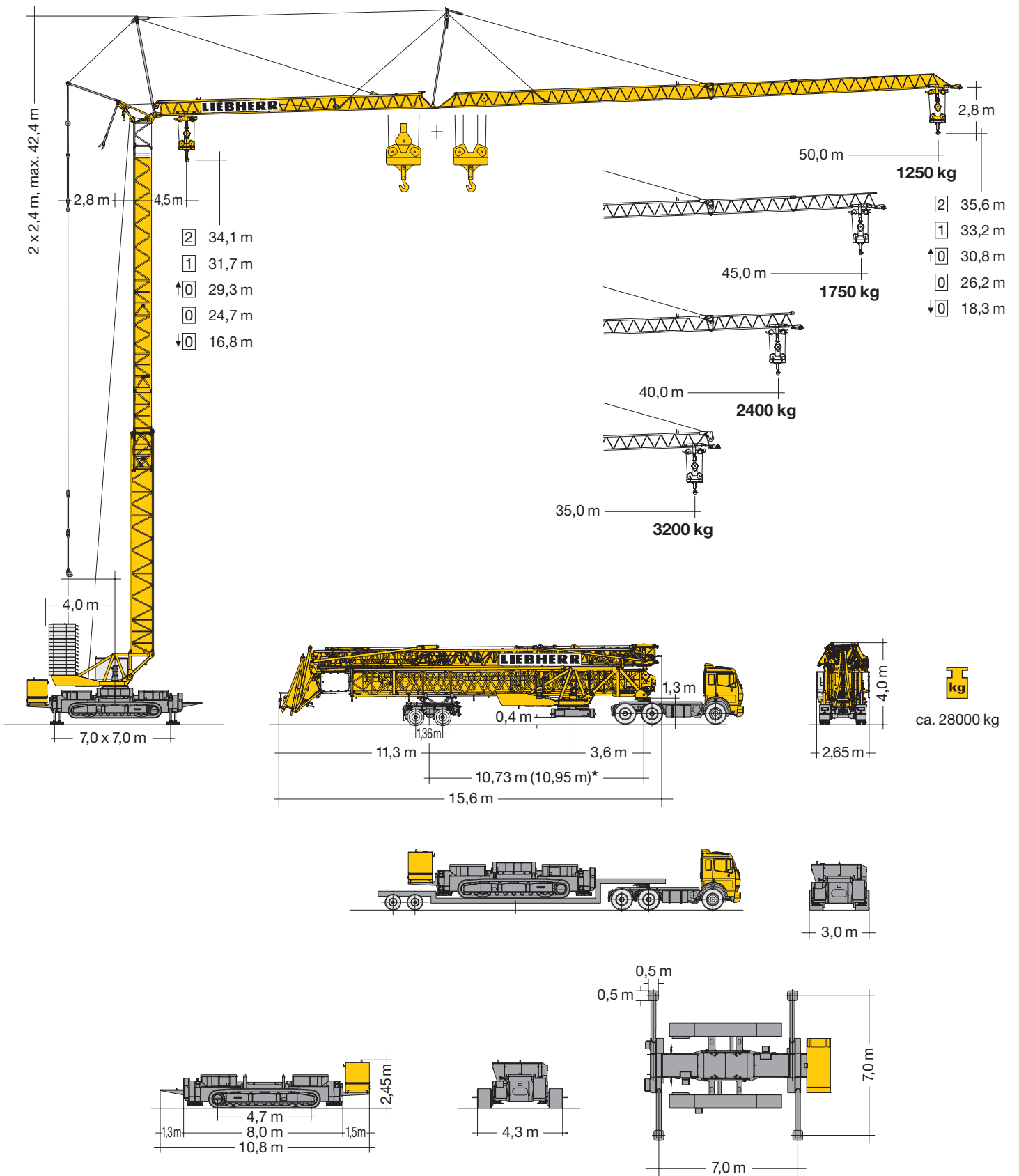
Tower Crane / Grue à tour / Gru a torre / Grúa torre  
Guindaste de torre / Башенный поворотный кран



CE




EN 14439:2009-C25

# LIEBHERR



## Gewicht






Weight / Poids / Peso / Peso / Pesos / Macca






 <p>r = 4,0 m    44000 kg</p>	 <p>25000 kg</p>	 <p>31500 kg</p>
---	---	---






\* siehe Betriebsanleitung. / see instruction manual. / voir manuel de service. / vedasi le istruzioni sull'uso. / según manual. / ver manual de instruções. / см. инструкцию по эксплуатации.

# Ausladung und Tragfähigkeit

Radius and capacity / Portée et charge / Sbraccio e portata  
Alcances y cargas / Alcance e capacidade de carga / Вылет и грузоподъемность

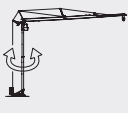
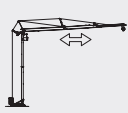
m	m/kg		m/kg															
			21,0	22,0	24,0	26,0	28,0	30,0	31,0	32,0	33,0	35,0	37,0	40,0	42,0	45,0	47,0	50,0
50,0	4,5 - 19,7 4000		3750	3580	3270	3010	2790	2590	2500	2410	2330	2190	2060	1880	1780	1640	1560	1450
45,0	4,5 - 22,6 4000		4000	4000	3770	3480	3230	3010	2910	2820	2730	2560	2420	2220	2110	1950		
40,0	4,5 - 26,3 4000		4000	4000	4000	4000	3780	3550	3440	3340	3250	3070	2910	2700				
35,0	4,5 - 30,0 4000		4000	4000	4000	4000	4000	4000	4000	3890	3790	3690	3500					

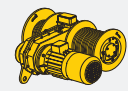
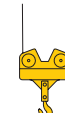
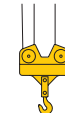
m	m/kg		m/kg															
			21,0	22,0	24,0	26,0	28,0	30,0	31,0	32,0	33,0	35,0	37,0	40,0	42,0	45,0	47,0	50,0
50,0	4,5 - 18,8 4000		3560	3390	3080	2820	2590	2400	2310	2220	2140	1990	1860	1690	1580	1450	1360	1250
45,0	4,5 - 21,6 4000		4000	3930	3600	3300	3050	2830	2720	2630	2540	2370	2220	2030	1910	1750		
40,0	4,5 - 25,0 4000		4000	4000	4000	3850	3560	3310	3190	3090	2980	2790	2630	2400				
35,0	4,5 - 28,5 4000		4000	4000	4000	4000	4000	3780	3650	3530	3410	3200						


m	m/kg		m/kg															
			21,0	22,0	24,0	26,0	28,0	30,0	31,0	32,0	33,0	35,0	37,0	40,0	42,0	45,0	47,0	50,0
50,0	4,5 - 9,0 8000		3560	3390	3080	2820	2590	2400	2300	2220	2140	1990	1860	1690	1580	1450	1360	1250
45,0	4,5 - 10,3 8000		4130	3930	3590	3300	3050	2830	2720	2630	2540	2370	2220	2030	1900	1750		
40,0	4,5 - 12,0 8000		4770	4560	4180	3850	3560	3300	3190	3090	2980	2790	2630	2400				
35,0	4,5 - 14,0 8000		5450	5200	4770	4390	4070	3780	3650	3530	3410	3200						

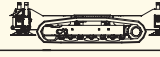
# Antriebe





Driving units / Mécanismes d'entraînement / Meccanismi / Mecanismos / Mecanismos / Приводы


	U/min. 0 ↔ 0,8 sl./min tr./min	7,5 kW FU
	0 ↔ 70,0 m/min	5,0 kW FU

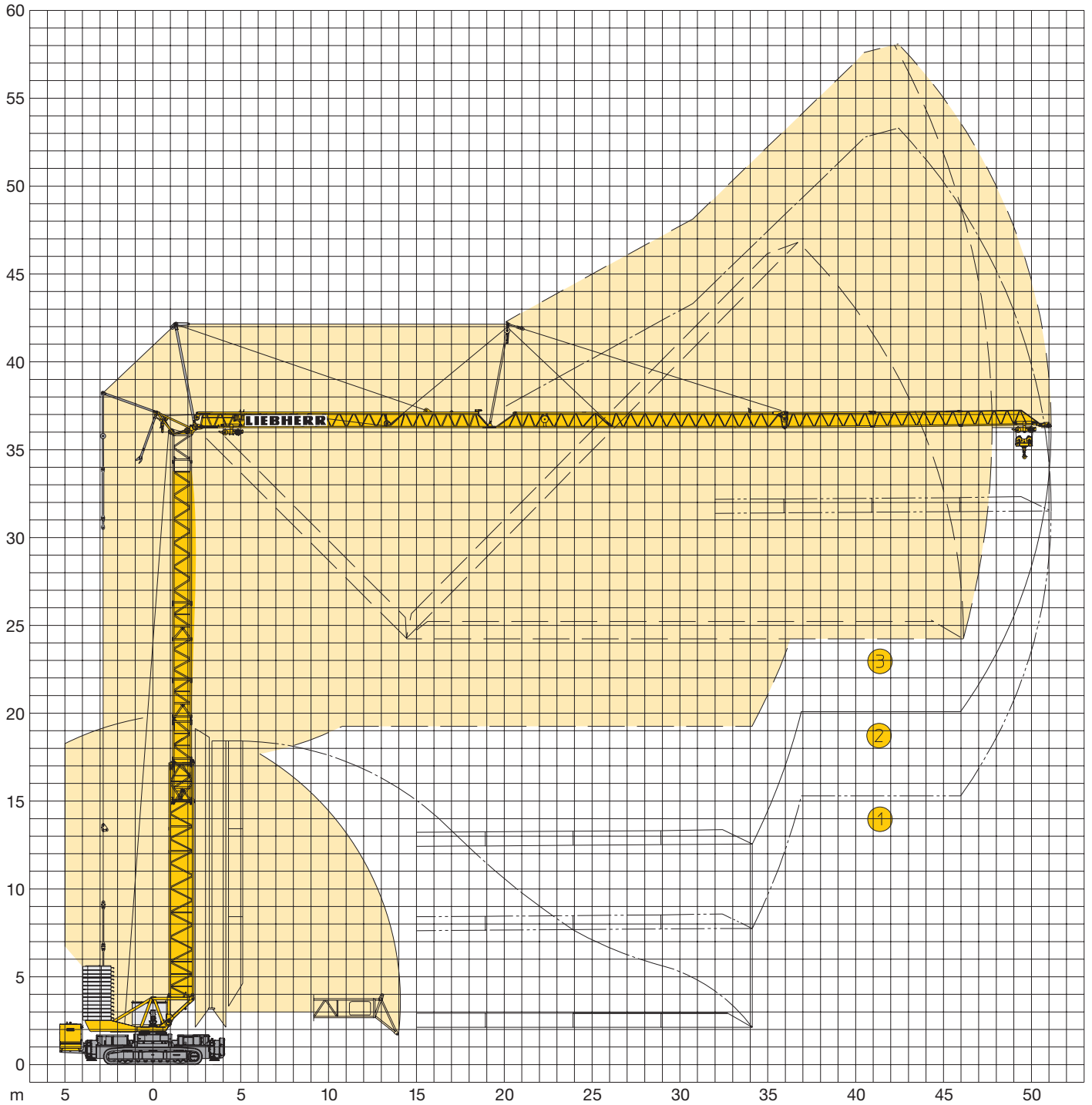
	↔ <b>stufenlos</b> / stepless / régl. continu régl. progressive / sin escalones sem degraus / бесступенчатый	kg	m/min
22,0 kW FU WIW 230 LX 020		4000	0 ↔ 25,0
		1500	0 ↔ 58,0
		8000	0 ↔ 12,5
		3400	0 ↔ 29,0

	400 V	Hz	kVA
110,0 m	4 x 16 mm <sup>2</sup>	50	32,0

	Hz	kVA
400 V / 3 ~	50	50

BGL  C.0.08.0112	 +  C.0.08.0100	 95 L <sub>wA</sub> 70 dB(A)
---	---	--

	Hz	kVA
400 V / 3 ~ 230 V	50 50	120,0 (159,0 A) 36,5 (159,0 A)



①  
**ohne Turmstück**  
 without tower section  
 sans éléments de mât  
 senza elementi di torre  
 sin tramo de torre  
 sem tramo de torre  
 без башенных секций

②  
**2 Turmstücke**  
 2 tower sections  
 2 éléments de mât  
 2 elementi di torre  
 2 tramos de torre  
 2 tramos de torre  
 2 башенные секции

③  
**Hohe Aufstellkurve, 2 Turmstücke**  
 High erecting curve,  
 2 tower sections  
 Courbe de montage haute,  
 2 éléments de mât  
 Elevata curva di montaggio,  
 due elementi torre  
 Mayor curva de desarrollo  
 de montaje,  
 2 tramos de torre  
 Montagem elevada,  
 2 segmentos de torre  
 высокая монтажная  
 траектория,  
 2 башенные секции

	30,0 %	25,0 %	14,0 %	10,0 %	7,0 %
	15,0 %	15,0 %	9,0 %	5,0 %	3,5 %
	ca. 180 kN/m <sup>2</sup>	ca. 280 kN/m <sup>2</sup>	ca. 210 kN/m <sup>2</sup>	ca. 210 kN/m <sup>2</sup>	ca. 200 kN/m <sup>2</sup>
$V_{max}$	10,7 m/min	10,7 m/min	10,7 m/min	10,7 m/min	10,7 m/min

## Kolli-Liste

Packing List / Liste de colisage / Lista dei colli  
Lista de contenido / Lista de embalagem / Упаковочный лист

Pos.	Anz.				L (m)	B (m)	H (m)	kg	
1	2	<b>Turmstück (mit Turmauflage)</b> / Tower section (with tower support) / Élément de mât (avec support de mât) / Elemento di torre (con pedana di servizio) / Tramo de torre (con soporte de torre) / Tramo de torre (com suporte de torre) / Башенная секция (с упорами)			2,52	1,11	1,11	800	
2	1	<b>Ausleger-Verlängerung</b> 35,0 m – 40,0 m Jib extension / Rallonge de la flèche Elemento estensione braccio / Prolongación de pluma / Extensão da lança / Удлинение стрелы			5,24	1,02	0,99	350	
3	1	<b>Ausleger-Verlängerung</b> 40,0 m – 45,0 m Jib extension / Rallonge de la flèche Elemento estensione braccio / Prolongación de pluma / Extensão da lança / Удлинение стрелы			5,16	1,02	0,92	220	
4	1	<b>Ausleger-Verlängerung</b> 45,0 m – 50,0 m Jib extension / Rallonge de la flèche Elemento estensione braccio / Prolongación de pluma / Extensão da lança / Удлинение стрелы			4,73	1,02	0,89	170	
5	1	<b>Raupenunterwagen</b> / Crawler undercarriage Châssis à chenilles / Carro cingolato Carro sobre raíles / Carro de lagarta Опорная рама на гусеничном шасси			8,05	3,00	1,75	29500	
6	1	<b>Stromgenerator mit Konsole</b> / Current generator with bracket / Générateur de courant avec semelle Generatore di corrente con supporto / Generator de corriente con consola / Gerador de corrente de consola / Генераторный агрегат с кронштейном			120 kVA	2,75	1,50	1,80	2000
7	1	<b>Transportachse Tra 203</b> / Road transport axle Essieux de transport / Assali par trasporto / Eje de transporte / Eixo de transporte / Транспортная ось			3,00	2,50	1,20	2500	
8	1	<b>Transportachse Tra 204</b> / Road transport axle Essieux de transport / Assali par trasporto / Eje de transporte / Eixo de transporte / Транспортная ось			3,10	2,50	1,10	1900	
9	1	<b>Transportachse Tra 205</b> / Road transport axle Essieux de transport / Assali par trasporto / Eje de transporte / Eixo de transporte / Транспортная ось			3,00	2,50	1,20	3000	
10	1	<b>Kiste mit Kleinteilen, Seilen</b> / Crate with small parts, ropes Caisse contenant des accessoires, câbles / Cassa con minuteria, funi / Caja con piezas pequeñas, cables / Caixa com peças pequenas, cabos / Ящик с мелкими деталями, с канатами			1,00	0,80	1,00	450	

**Konstruktionsänderungen vorbehalten!** / Subject to alterations! / Sous réserves de modifications! / Reservato il diritto di modifiche strutturali!  
¡Sujeto a modificaciones! / Salvo modificação da construação! / Права на внесение конструкторских изменений сохраняются!

**Sämtliche Angaben erfolgen ohne Gewähr.** / This information is supplied without liability. / Ces renseignements sont sans garantie. / Tutte le indicazioni fornite senza garanzia. / Declinamos toda responsabilidad derivada de la información proporcionada. / Declinamos qualquer responsabilidade quanto à informação fornecida. / Все данные указаны без обязательств.

**120 P – 5814 • EN 14439:2009 – DIN 15018-H1/B3 • BGL C.0.08.0112 • 01.10 / 7**

Printed in Germany.