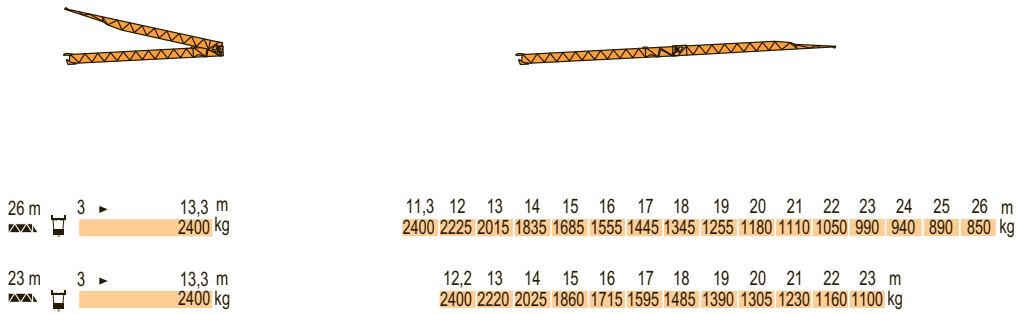


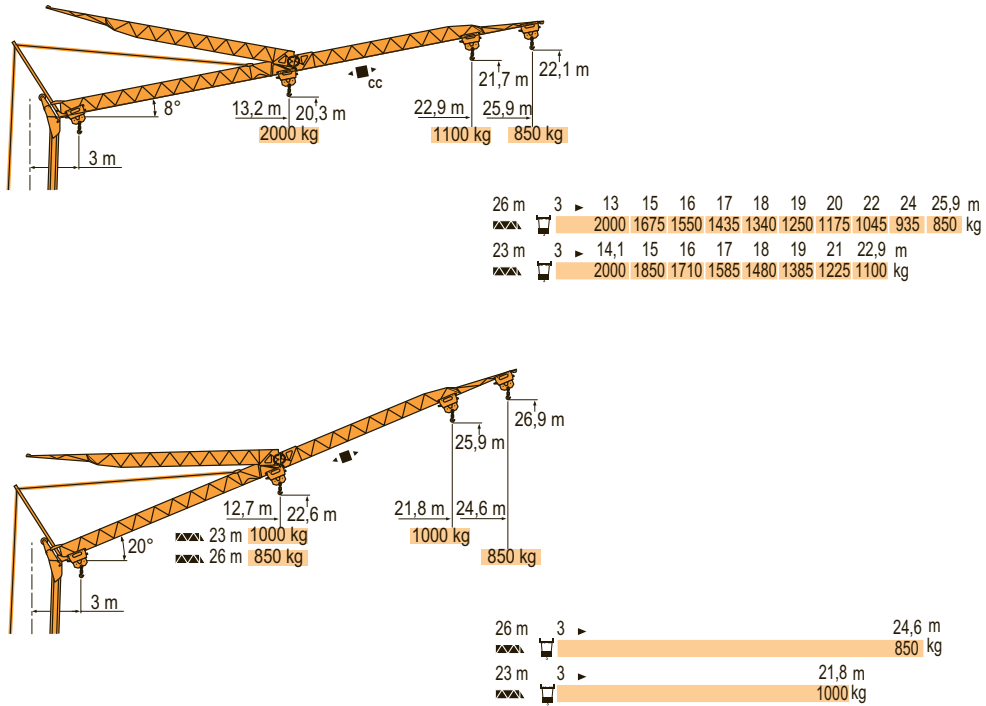
Courbes de charges
Lastkurven
Load diagrams
Curvas de cargas
Curve di carico
Curva de cargas

MDG 1



Flèche relevée
Ausleger in Steilstellung
Luffing jib
Flecha izada
Braccio impennato
Lança inclinada






MDG 2



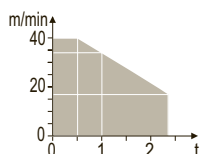
	F	D	GB	E	I	P
	Chariot distributeur	Verfahrbare Laufkatze	Traversing trolley	Carro distribuidor	Carrellino distributore	Carro distribuidor
	Chariot distributeur et courbes de charges	Verfahrbare Laufkatze und Lastkurven	Traversing trolley and load diagrams	Carro distribuidor y curvas de cargas	Carrellino distributore e curve di carico	Carro distribuidor e curva de cargas
	Réactions en service	Reaktionskräfte in Betrieb	Reactions in service	Reacciones en servicio	Reazioni in servizio	Reacções em serviço
	Réactions hors service	Reaktionskräfte außer Betrieb	Reactions out of service	Reacciones fuera de servicio	Reazioni fuori servizio	Reacções fora de serviço
	A vide sans lest (ni train de transport) avec flèche et hauteur maximum.	Ohne Last, Ballast (und Transportachse), mit Maximalausleger und Maximalhöhe.	Without load, ballast (or transport axles), with maximum jib and maximum height.	Sin carga, sin lastre, (ni tren de transporte), flecha y altura máxima.	A vuoto, senza zavorra (ne assali di trasporto) con braccio massimo e altezza massima.	Sem carga (nem trem de transporte)- sem lastro com lança e altura máximas.

Mécanismes
Antriebe
Mechanisms
Mecanismos
Meccanismi
Mecanismos

MDG 1

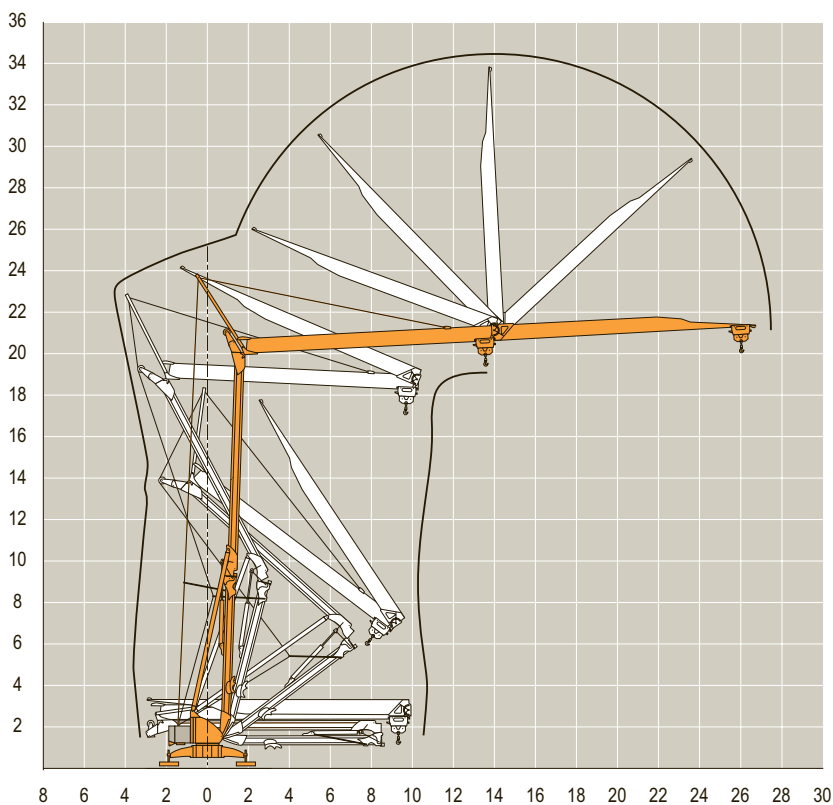
								ch - PS hp	kW
	10 LVF 12 Optima	m/min	2	10	17	34	40	10	7,5
		kg	2400	2400	2400	1000	500		
	2 DVF5	m/min	15 - 38 (0 → 1000 kg) 15 - 30 (1000 → 2400 kg)				2	1,5	
	RVF2	tr/min U/min rpm	0 → 0,8					2	1,5
CEI 38  IEC 38			kVA						
400 V (+6% -10%) 50 Hz			10 LVF 12 : 14 kVA						







10 LVF 12
Optima



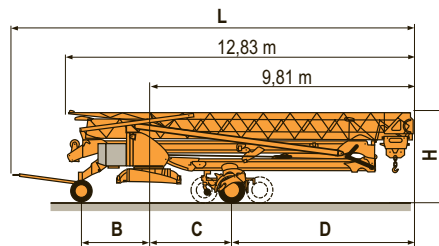
Montage
Montage
Erection
Montaje
Montaggio
Montagem

MDG 1

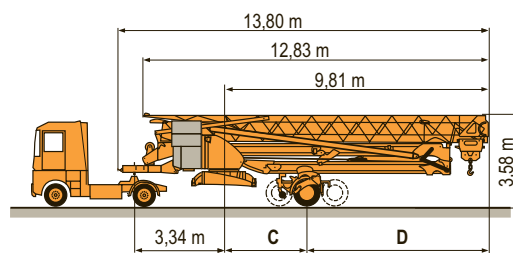


	F Levage Distribution Orientation		D Heben Katzfahren Schwenken		GB Hoisting Trolleying Stewing		E Elevación Distribución Orientación		I Sollevamento Distribuzione Rotazione		P Elevação Distribuição Rotação
---	---	---	--	---	--	---	--	---	--	---	---

		L (m)	B (m)	C (m)	D (m)	H (m)	
Transport	DS61/S120 ○						
Transport	DS61/S125	DS61/S120	14,9	2,45	3	6,81	3,05/3,2
Transport	DS61/S125	DS61/S125	14,9	2,45	3	6,81	3,05/3,2
Transporte	DJ80/S120 ○	DJ80/S120	14,9	2,45	3	6,81	3,1
Trasporto	DJ80/S125	DJ80/S125	14,9	2,45	3	6,81	3,1
Transporte	DJ80/S125	DJ80/S125	14,9	2,45	3	6,81	3,1
	DJ100/S120 ○	DJ100/S120	15,33	2,45	3	6,81	3,1/3,23
	DJ105/S125	DJ105/S125	15,33	2,45	3	6,81	3,1/3,23
	DJ105/S125	DJ126M/S125	15,35	2,45	3	6,81	3,2
	DJ126M/S125	DJ126M/S215M	16,14	3,24	5,37	4,44	3,55
	DJ126M/S125						
	DJ126M/S215M						



		C (m)	D (m)	
	SL122/J215M			
	SL121/J135	SL122/J215M	5,37	4,44
	SL121/S215M	SL121/J135	3	6,81
	SL121/S215M	SL121/S215M	5,37	4,44



○	F	D	GB	E	I	P
	Chantier	Baustelle	Site	Obra	Cantiere	Estaleiro



ARCOMET

Industrieweg 139 - 3583 Paal-Beringen - BELGIUM - T +32 (0)11 450 950 - EMAIL arcomet@arcomet.com - www.arcomet.com

POTAIN