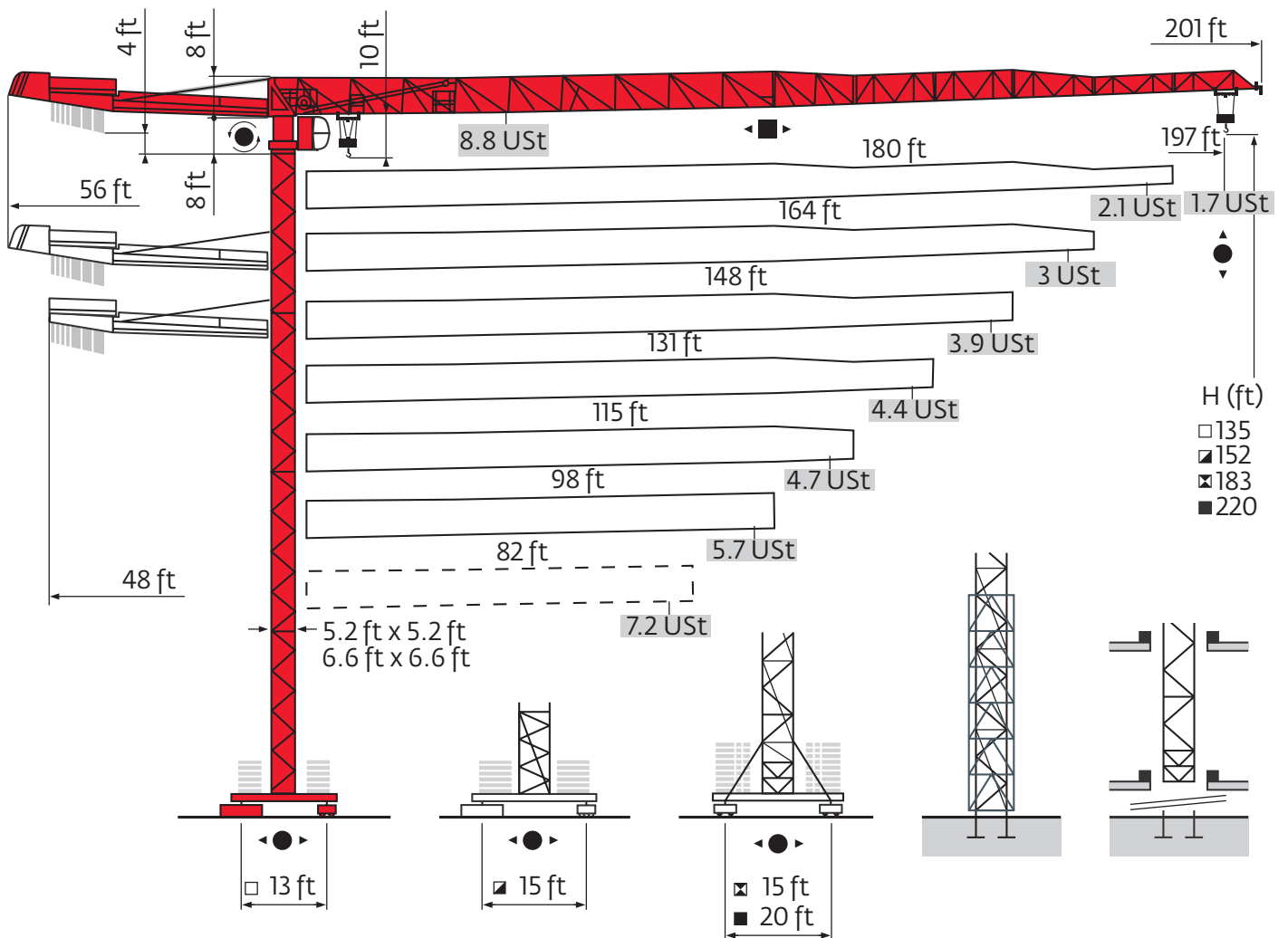


Potain MDT 178

Data Sheet

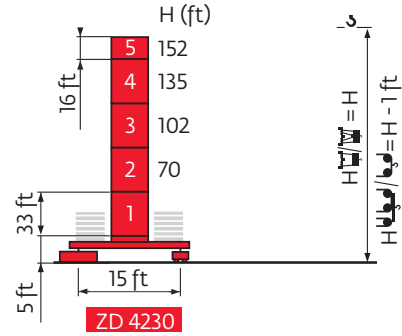
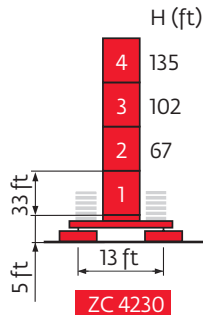
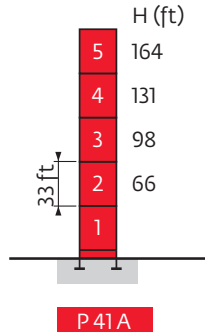
FEM 1.001-A3



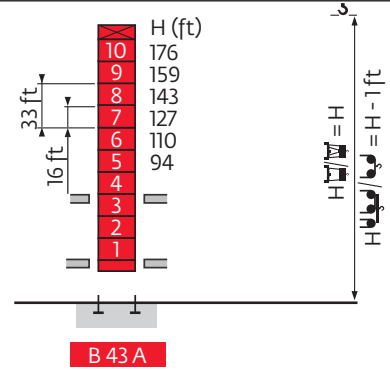
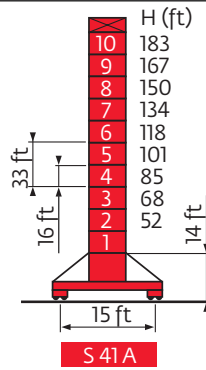
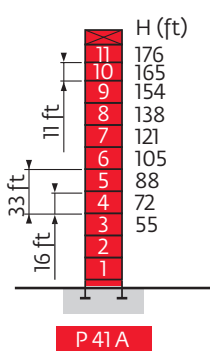
Values have been rounded

Mast

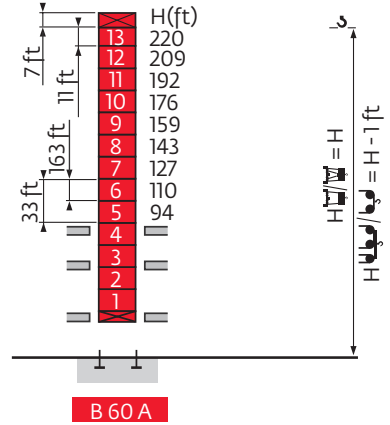
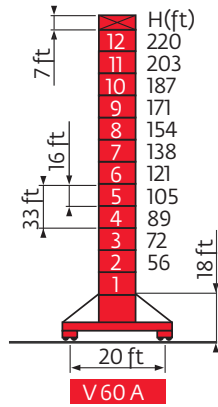
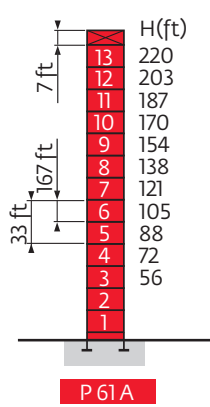
City 5.2 ft



Climbing 5.2 ft



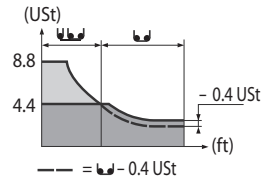
Climbing 6.6 ft



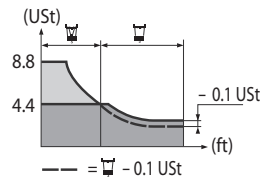
Load charts



197 ft	10	▶	47	49	56	66	72	83	90	98	105	115	121	131	138	148	154	164	171	180	187	197	ft
▲▲			8.8	8.3	7.2	5.9	5.2	4.4	4.4	4	3.6	3.3	3.1	2.8	2.6	2.4	2.3	2.1	2	1.9	1.8	1.7	USt
180 ft	10	▶		51	56	66	72	82	91	98	105	115	121	131	138	148	154	164	171	180			ft
▲▲				8.8	7.9	6.5	5.8	5	4.4	4.4	4.1	3.6	3.4	3.1	3	2.7	2.5	2.4	2.3	2.1			USt
164 ft	10	▶			61	66	72	82	89	98	108	118	121	131	138	148	154	164					ft
▲▲					8.8	8.2	7.3	6.2	5.6	5	4.4	4.4	4.3	3.9	3.6	3.4	3.2	3					USt
148 ft	10	▶				68	72	82	89	98	105	115	121	132	138	148							ft
▲▲						8.8	8.3	7.1	6.5	5.7	5.3	4.7	4.4	4.4	4.2	3.9							USt
131 ft	10	▶					68	72	82	89	98	105	115	121	131								ft
▲▲							8.8	8.2	7.1	6.4	5.7	5.3	4.7	4.4	4.4								USt
115 ft	10	▶						68	72	82	89	98	105	115									ft
▲▲								8.8	8.3	7.2	6.5	5.7	5.3	4.7									USt
98 ft	10	▶							68	72	82	89	98										ft
▲▲									8.8	8.3	7.2	6.5	5.7										USt
82 ft	10	▶								69	72	82											ft
▲▲										8.8	8.4	7.2											USt



197 ft	8	▶	48	49	56	66	72	85	87	98	105	115	121	131	138	148	154	164	171	180	187	197	ft
▲▲			8.8	8.5	7.4	6.1	5.4	4.4	4.4	3.7	3.5	3.1	2.9	2.6	2.4	2.3	2.1	1.9	1.8	1.7	1.6	1.5	USt
180 ft	8	▶		52	56	66	72	82	93	95	105	115	121	131	138	148	154	164	171	180			ft
▲▲				8.8	8.2	6.7	6.1	5.2	4.4	4.4	3.9	3.5	3.3	3	2.8	2.5	2.4	2.2	2.1	1.9			USt
164 ft	8	▶			62	66	72	82	89	98	105	112	114	121	131	138	148	154	164				ft
▲▲					8.8	8.3	7.4	6.4	5.8	5.2	4.7	4.4	4.4	4.1	3.7	3.5	3.2	3	2.8				USt
148 ft	8	▶				69	72	82	89	98	105	115	125	128	131	138	148						ft
▲▲						8.8	8.4	7.3	6.6	5.8	5.4	4.9	4.4	4.4	4.3	4	3.7						USt
131 ft	8	▶					70	72	82	89	98	105	115	126	129	131							ft
▲▲							8.8	8.5	7.4	6.7	6	5.5	5	4.4	4.4	4.3							USt
115 ft	8	▶						70	72	82	89	98	105	115									ft
▲▲								8.8	8.5	7.4	6.7	6	5.5	5									USt
98 ft	8	▶							70	72	82	89	98										ft
▲▲									8.8	8.5	7.4	6.7	6										USt
82 ft	8	▶								70	72	82											ft
▲▲										8.8	8.6	7.4											USt



Base ballast









5.2 ft	ZC 4230	H (ft)	135	102	70	37
		USt	88.2	82.7	77.2	77.2

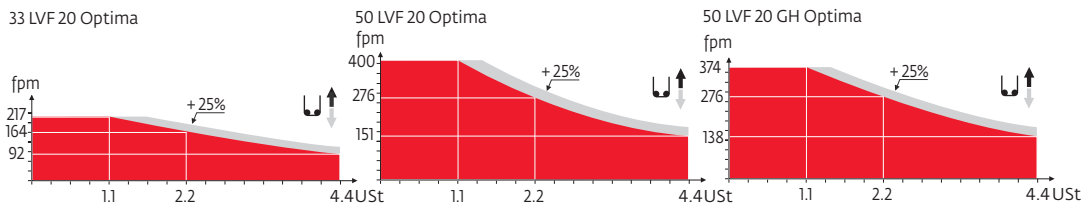
5.2 ft	ZD 4230	H (ft)	152	135	119	102	86	70	53	37
		USt	77.2	71.7	66.1	66.1	60.6	60.6	60.6	60.6






5.2 ft	S 41 A	H (ft)	183	167	150	134	118	101	85	68
		USt	125.7	99.2	72.8	59.5	52.9	52.9	52.9	52.9

6.6 ft	V 60 A	H (ft)	220	203	187	171	154	138	121	105	89	72	56
		USt	145.5	119.0	92.6	79.4	52.9	26.5	26.5	26.5	26.5	26.5	26.5













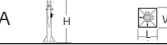











Mechanisms

		U							U							hp	kW	
	33 LVF 20 Optima	fpm	7	29	92	118	164	243	4	14	46	59	82	121	30	22	951 ft	
		USt	4.4	4.4	4.4	3.3	2.2	1.1	8.8	8.8	8.8	6.6	4.4	2.2				
	50 LVF 20 Optima	fpm	12	49	151	190	276	400	6	24	75	95	138	200	50	37	1191 ft	
		USt	4.4	4.4	4.4	3.3	2.2	1.1	8.8	8.8	8.8	6.6	4.4	2.2				
	50 LVF 20 GH Optima	fpm	12	138	184	276	374	6	69	92	138	187	50	37	1985 ft			
		USt	4.4	4.4	3.3	2.2	1.1	8.8	8.8	6.6	4.4	2.2						
	7 DVF 4	fpm	0 - 259											6.5	4.8			
	RVF 152 Optima +	rpm	0 - 0.8											2 x 5.5	2 x 4			
ZC 4230 ZD 4230 	RT 324	fpm	49 - 98											2 x 8.4	2 x 6.2			
S 41 A 	RT 443 A1 2V R ≥ 10 m	fpm	59 - 118											4 x 6	4 x 4.4			
V 60 A 	RT 544 A1 2V R ≥ 13 m	fpm	52 - 105											4 x 8.4	4 x 6.2			
CEI 38  IEC 38		kVA																
480 V (+6% -10%) 60 Hz		33 LVF : 50 kVA 50 LVF : 65 kVA																



-  Hoisting
-  Trolleying
-  Slewing
-  Traveling
-  Consult us

Component weights

Description	L x W x H (ft)	Weight (lb)	Description	L x W x H (ft)	Weight (lb)
Slewing assembly 	14.4 x 7 x 8.9	11,773	Jib foot 	36.1 x 9.6 x 8.6	5798
Counter-jib 	39 x 5.3 x 8.2	11,343	Jib section 	33.5 x 3.4 x 7.7	3208
SM/DM trolley 	5.2 x 4.3 x 3	617	Jib section 	33.4 x 3.4 x 7.7	2359
Hookblock SM/DM 	3 x 0.8 x 4.6	617	Jib section 	17 x 3.4 x 7.6	992
K437E 	33.5 x 5.6 x 5.3	7474	Jib section 	17.1 x 3.4 x 7.7	1316
K439A 	17.1 x 5.6 x 5.3	4916	Jib section 	17 x 3.4 x 7.6	1268
K437C 	11.5 x 5.6 x 5.3	2998	Jib section 	17 x 3.4 x 6.2	794
Fixing angle P41A 	1.2 x 1.2 x 3.7	293	Jib section 	16.9 x 3.4 x 6.2	739
Cross shaped base ZD 4230 (4.5 m)	 21.8 x 2.7 x 3.4	4034	Jib section 	16.9 x 3.4 x 6.2	617
	 21.8 x 1.5 x 4.4	4707	Jib section 	16.9 x 3.4 x 3.9	485
Counter-jib ballast CAV (1100 kg) 	0.8 x 2.4 x 10.1	2425	Jib section 	16.7 x 3.6 x 3.9	397
Counter-jib ballast CAU (3600 kg) 	2.6 x 2.4 x 9.9	7937	Jib tip 	4 x 3.9 x 1.8	187

Notes

Constant improvement and engineering progress make it necessary that we reserve the right to make specification, equipment and price changes without notice. Illustrations shown may include optional equipment and accessories, and may not include all standard equipment.



www.manitowoc.com

Regional Headquarters

Americas

Manitowoc, Wisconsin, USA
Tel: +1 920 684 6621
Fax: +1 920 683 6277

Shady Grove, Pennsylvania, USA
Tel: +1 717 597 8121
Fax: +1 717 597 4062

Europe, Middle East, Africa

Ecully, France
Tel: +33 472 18 2020
Fax: +33 472 18 2000

Asia - Pacific

Shanghai, China
Tel: +86 21 6457 0066
Fax: +86 21 6457 4955

Potain MDT 178
Code 07-012-.5M-XX10