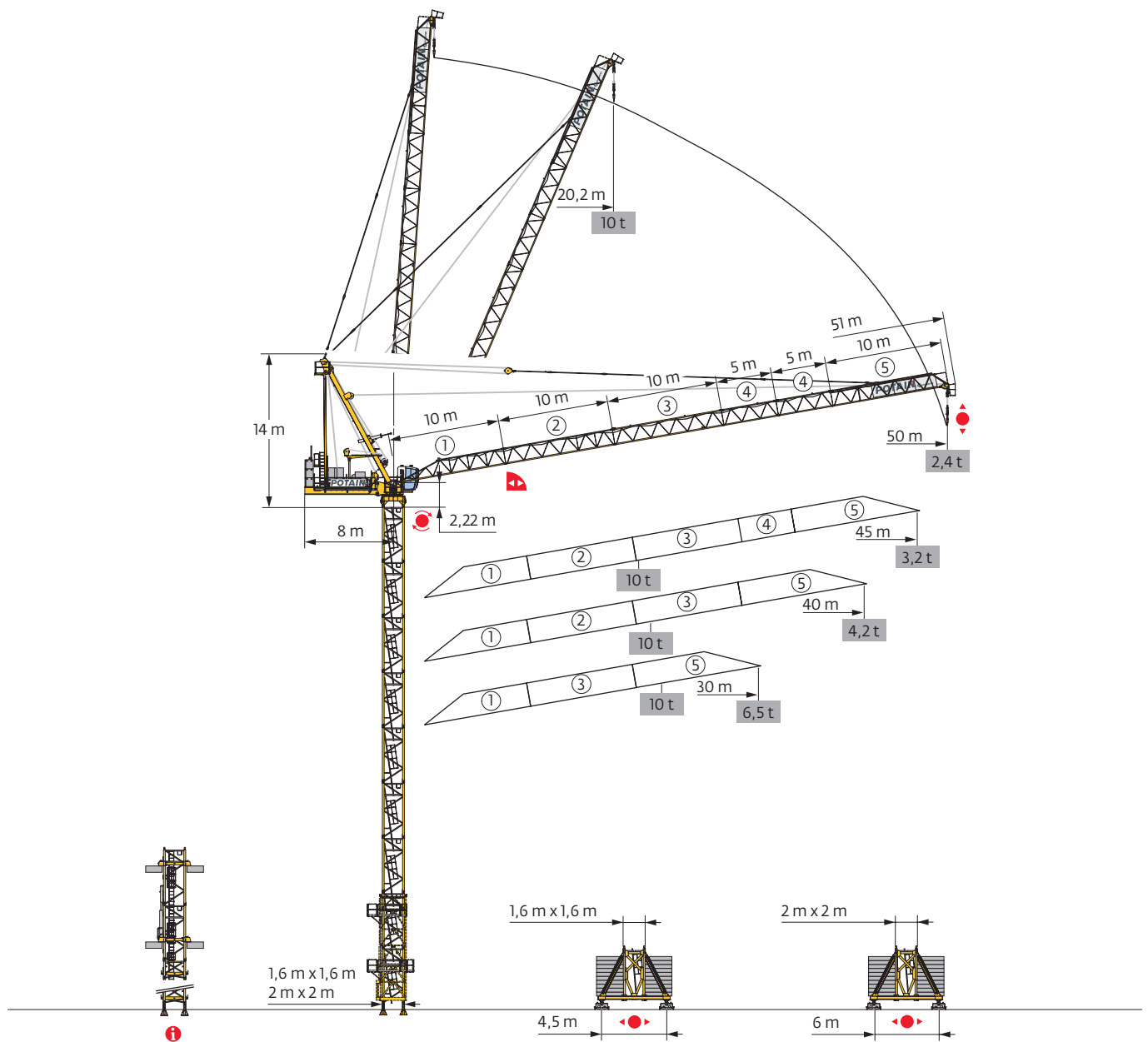
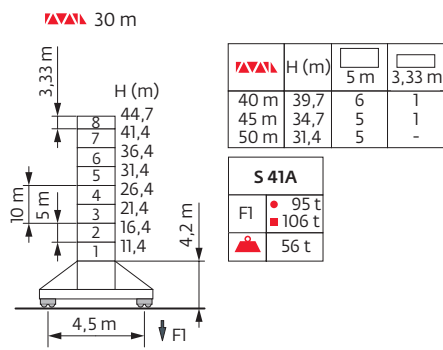
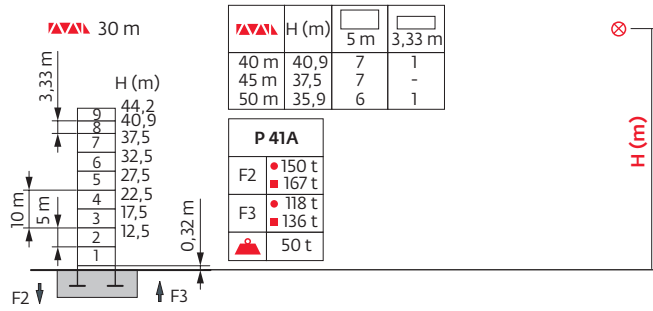


# Potain MR 160 C

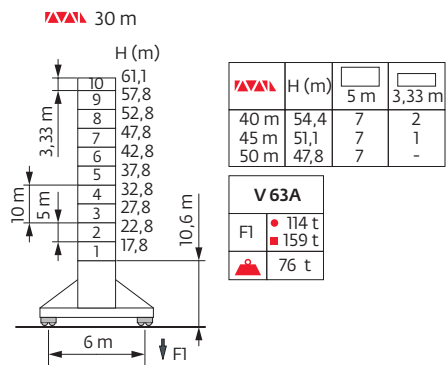
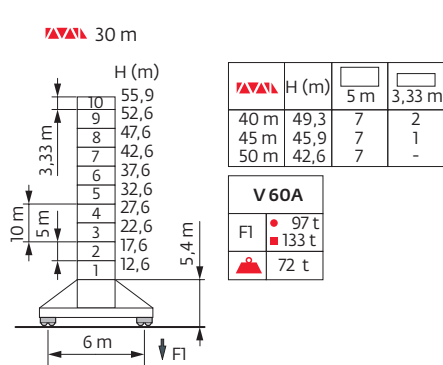
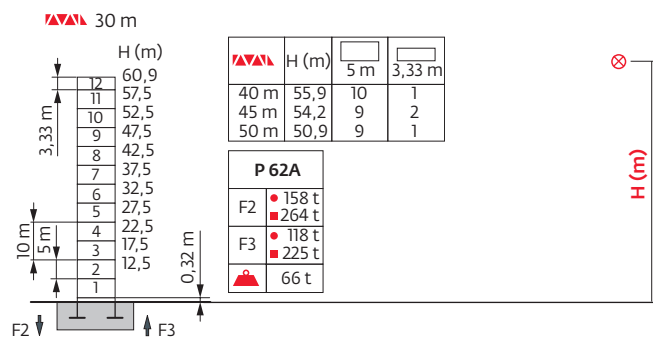


Mât - Réactions / Mast - Reaktionskräfte / Mast - Reactions / Mástil - Reacciones / Torre - Reazioni  
 Tramo - Reações / Реакция опор мачты

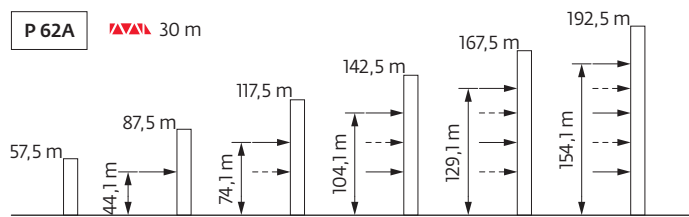
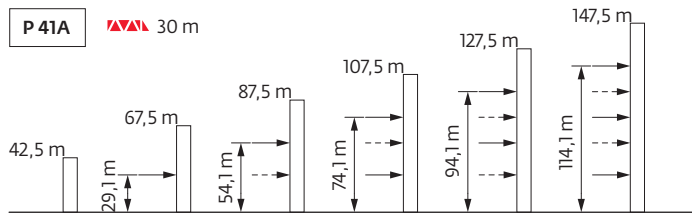
1,6 m















2 m

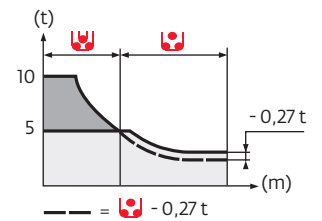


Ancrages / Verankerungen / Anchorages / Anclajes / Ancoraggi  
 Ancoragem / Анкера



Courbes de charges / Lastkurven / Load curves / Curvas de cargas / Curve di carico  
 Curvas de carga / Кривые нагрузок

|  |     |   |      |     |     |     |     |    |      |      |      |     |     |     |      |     |    |   |
|--|-----|---|------|-----|-----|-----|-----|----|------|------|------|-----|-----|-----|------|-----|----|---|
|  50 m | 4   | ▶ | 20,2 | 22  | 25  | 27  | 30  | 32 | 33   | 33,7 | 35   | 37  | 40  | 42  | 45   | 47  | 50 | m |
|       | 10  |   | 8,9  | 7,4 | 6,6 | 5,6 | 5   | 5  | -    | 4,5  | 4,1  | 3,6 | 3,2 | 2,8 | 2,55 | 2,2 |    | t |
|       | 5   |   |      |     |     |     |     |    |      | 4,7  | 4,3  | 3,7 | 3,4 | 3   | 2,75 | 2,4 |    | t |
|  45 m | 3,7 | ▶ | 20,6 | 22  | 25  | 27  | 30  | 32 | 32,8 | 33,9 | 34,7 | 37  | 40  | 42  | 45   |     |    | m |
|       | 10  |   | 9,1  | 7,6 | 6,8 | 5,8 | 5,2 | 5  | 5    | -    | 4,3  | 3,8 | 3,4 | 3   |      |     |    | t |
|       | 5   |   |      |     |     |     |     |    |      | 4,5  | 4    | 3,6 | 3,2 |     |      |     |    | t |
|  40 m | 3,3 | ▶ | 21,2 | 22  | 25  | 27  | 30  | 32 | 34   | 35,1 | 36   | 37  | 40  |     |      |     |    | m |
|       | 10  |   | 9,5  | 8   | 7,1 | 6,1 | 5,5 | 5  | 5    | 4,8  | 4,6  | 4   |     |     |      |     |    | t |
|       | 5   |   |      |     |     |     |     |    |      | 4,8  | 4,2  |     |     |     |      |     |    | t |
|  30 m | 2,6 | ▶ |      | 22  | 25  | 27  | 30  |    |      |      |      |     |     |     |      |     |    | m |
|       | 10  |   |      | 8,5 | 7,6 | 6,5 |     |    |      |      |      |     |     |     |      |     |    | t |
|       | 5   |   |      |     |     |     |     |    |      |      |      |     |     |     |      |     |    | t |



 =  -0,1 t

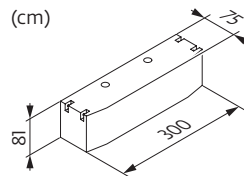
Lest de base / Grundballast / Base ballast / Lastre de base / Zavorra di base  
 Lastro da base / Базовый Балласт

|         | ▣ 1,6 m   |       | ▣ 2 m     |       |           |       |
|---------|-----------|-------|-----------|-------|-----------|-------|
|         | ◀●▶ S 41A | ▣ (t) | ◀●▶ V 60A | ▣ (t) | ◀●▶ V 63A | ▣ (t) |
| ▣ H (m) | 44,7      | 114   | 55,9      | 132   | 61,1      | 180   |
| 30 m    | 39,7      | 114   | 49,3      | 132   | 54,4      | 180   |
| 40 m    | 34,7      | 114   | 45,9      | 132   | 51,1      | 180   |
| 45 m    | 31,4      | 114   | 42,6      | 132   | 47,8      | 180   |
| 50 m    |           |       |           |       |           |       |

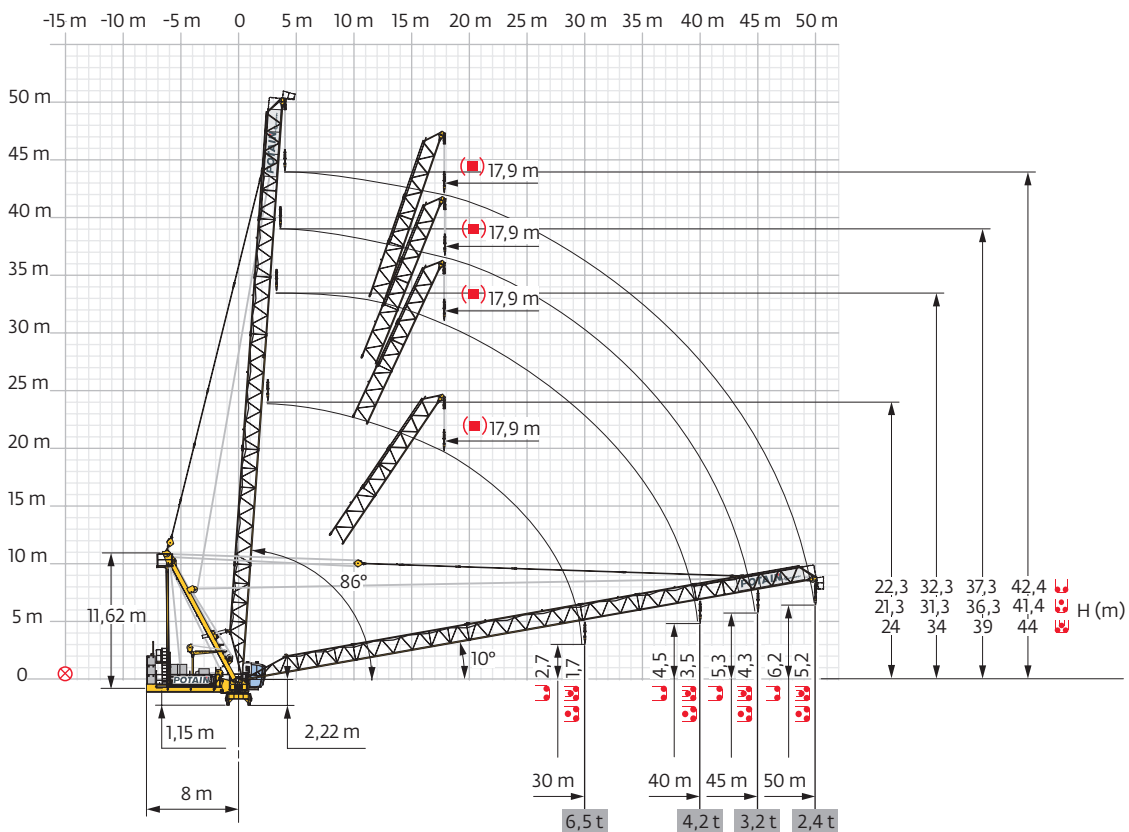
Lest de contre-flèche / Gegenauslegerballast / Counter-jib ballast / Lastre de contra-flecha / Zavorra di controbraccio  
 Lastro da contra lança / Противовес стрелы

| ▣    | 4190 kg | ▣ (kg) |
|------|---------|--------|
| 30 m | 3       | 12570  |
| 40 m | 3       | 12570  |
| 45 m | 3       | 12570  |
| 50 m | 3       | 12570  |

CAA - 4190 kg



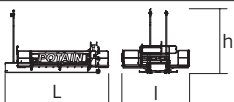
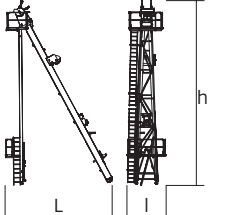
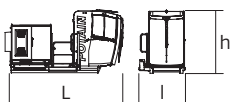
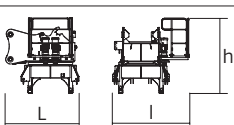

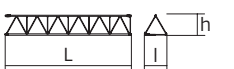
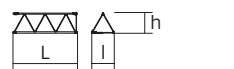
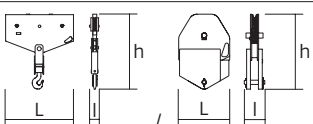
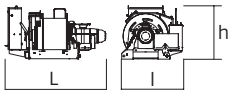
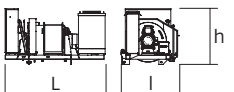
Flèche relevée / Ausleger in Steilstellung / Luffing jib / Flecha izada / Braccio impennato  
 Lança inclinada / Маховая стрела

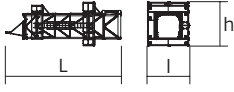

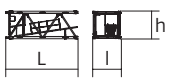

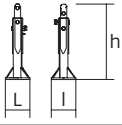
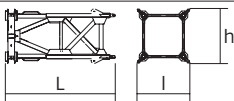
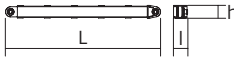
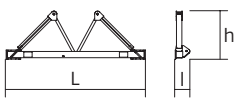


Encombremet et poids / Abmessungen und Gewicht / Dimensions and weight / Dimensiones y peso / Ingombro e peso  
dimensões e pesos / габаритные размеры и вес

Partie tournante / Drehender Kranteil / Slewing crane part / Parte giratoria  
Parte rotante / Parte rotativa / Поворотная часть :  50 m -  50 LVF



| Partie tournante / Drehender Kranteil / Slewing crane part<br>Parte giratoria / Parte rotante / Parte rotativa<br>Поворотная часть  |   | L (m)                          | I (m)        | h (m)        | kg<br>(+/- 5%) |              |
|---|---|--------------------------------|--------------|--------------|----------------|--------------|
| Contre-flèche / Gegenausleger<br>Counter-jib / Contra-flecha<br>Controbraccio / Contra-lança<br>Контр-стрела  |              | 7,3                            | 4,61         | 4,4          | 5840           |              |
| Poinçon / Auslegerhaltebock<br>Strut / Puntal<br>Puntone / Extrator<br>стойка   |              | 6,92                           | 2,52         | 12,02        | 4170           |              |
| Cabine / Kabine<br>Cab / Cabina<br>Cabina / Cabina<br>Кабина  |  Ultra View | 4,74                           | 1,86         | 2,53         | 1840           |              |
| Pivot / Krankopf<br>Towerhead / Pivote<br>Portaralla / Pivot<br>Секция поворотной части   |            | $\nabla$ 1,6 m<br>$\nabla$ 2 m | 2,65<br>2,65 | 2,78<br>2,72 | 5450<br>6125   |              |
| Elément de flèche / Auslegerelement<br>Jib section / Elemento de flecha<br>Elemento di braccio / Elemento de lança<br>Секция стрелы   |            | ①                              | 10,22        | 1,45         | 1,6            | 995          |
| Elément de flèche / Auslegerelement<br>Jib section / Elemento de flecha<br>Elemento di braccio / Elemento de lança<br>Секция стрелы   |            | ②                              | 10,15        | 1,39         | 1,52           | 825          |
|   |   | ③                              | 10,14        | 1,39         | 1,52           | 710          |
| Elément de flèche / Auslegerelement<br>Jib section / Elemento de flecha<br>Elemento di braccio / Elemento de lança<br>Секция стрелы   |            | ④                              | 5,12         | 1,39         | 1,51           | 335          |
|   |   | ⑤                              | 10,63        | 1,42         | 2,14           | 895          |
| Moufle / Hubflasche<br>Pulley block / Aparejo<br>Bozzello / Cadernal<br>Полиспаст   |            | 1,31<br>0,6                    | 0,17<br>0,22 | 1,28<br>0,87 | 195<br>185     |              |
| Treuil de levage (+ câble) / Hubwerk (+ Seil)<br>Hoisting winch (+ rope) / Mecanismo de elevación (+ cabo)<br>Argano di sollevamento (+ fune)<br>Guincho de elevação (+ cabo)<br>Подъемная лебедка (+ канатом)                                  |            | 50 LVF<br>75 LVF               | 2,28<br>2,48 | 1,6<br>1,62  | 1,63<br>1,4    | 1905<br>3380 |
| Treuil de levage (+ câble) / Auslegerverstellwerk (+ Seil)<br>Luffing winch (+ rope) / Mecanismo de izado (+ cabo)<br>Argano di Impennaggio braccio (+ fune)<br>Mecanismo de Inclinação da Lança (+ cabo)<br>лебедка подъема стрелы (+ канатом) |            | 75 VVF                         | 3,09         | 1,79         | 1,73           | 3375         |

| <b>Equipement de télescopage / Teleskopierausrüstung / Telescoping equipment</b><br><b>Equipo de telescopaje / Equipaggiamento di telescopaggio / Equipamento de telescopagem</b><br><b>Оборудование для телескопирования</b> |   | <b>L (m)</b>                     | <b>l (m)</b>                 | <b>h (m)</b>                 | <b>kg</b><br>(+/- 5%)        |                              |
|---|---|----------------------------------|------------------------------|------------------------------|------------------------------|------------------------------|
| Cage de télescopage / Teleskopwagen<br>Telescopic cage / Jaula de telescopaje<br>Gabbia di telescopaggio / Gaiola de telescopagem<br>для телескопирования крана   |    | □1,6 m<br>□2 m                   | 11,2<br>11,5                 | 3,94<br>4,21                 | 3,58<br>4,36                 | 5865<br>8235                 |
| <b>Mâture / Mastwerk / Masts</b><br><b>Mástil / Torre / Coluna</b><br><b>Мачты</b>  |   |                                  |                              |                              |                              |                              |
| K 437B<br>K 639B  |    | □1,6 m<br>□2 m                   | 10,21<br>10,23               | 1,67<br>2,07                 | 1,62<br>2,03                 | 3450<br>5290                 |
| K 437A<br>K 439A<br>KR 639A<br>K 639A   |    | □1,6 m<br>□1,6 m<br>□2 m<br>□2 m | 5,21<br>5,21<br>5,23<br>5,23 | 1,67<br>1,67<br>2,07<br>2,07 | 1,62<br>1,62<br>2,03<br>2,03 | 1850<br>2230<br>3245<br>2805 |
| K 437C<br>K 639C  |    | □1,6 m<br>□2 m                   | 3,45<br>3,57                 | 1,67<br>2,07                 | 1,62<br>2,03                 | 1360<br>1985                 |
| <b>Bases / Kranbasen / Crane bases</b><br><b>Bases / Basi / Bases</b><br><b>фундамент под кран</b>  |   |                                  |                              |                              |                              |                              |
| Pieds de scellement / VerankerungsfüÙe<br>Fixing angles / Pie de empotramiento<br>Montante da annegare / Angulos fixadores<br>анкера  |   | P 41A<br>P 62A                   | 0,37<br>0,65                 | 0,37<br>0,65                 | 1,14<br>1,27                 | 135<br>295                   |
| Mât-châssis / Grundmasteinheit<br>Basic mast unit / Tramo-chassis<br>Elemento base / Tramo-chassis<br>Мачта для крепления к шасси   |  | S 41A<br>V 60A<br>V 63A          | 3,63<br>5,01<br>10,02        | 1,96<br>2,41<br>2,41         | 2,08<br>2,41<br>2,41         | 2965<br>4390<br>7485         |
| Haubans / Mastabstützungen<br>Struts / Tornapuntas<br>Puntoni / Escoras<br>Растяжка   |  | S 41A<br>V 60A<br>V 63A          | 3,18<br>4,51<br>4,51         | 0,26<br>0,29<br>0,33         | 0,24<br>0,29<br>0,33         | 225<br>420<br>515            |
| Sommier / Unterwagenhälfte<br>Half-bearer / Testero<br>Testata / Estrutura base<br>Траверса   |  | S 41A<br>V 60A<br>V 63A          | 5,08<br>6,7<br>6,7           | 0,6<br>0,7<br>0,7            | 1,78<br>2,31<br>2,31         | 1145<br>1600<br>1850         |

Mécanismes / Triebwerke / Mechanisms / Mecanismos / Meccanismi  
 Mecanismos / Механизмы

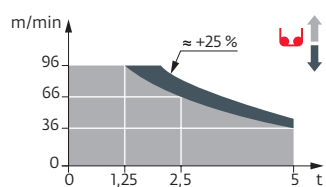
| 400 V - 50 Hz |  |                        |           |      |     |      |      |     |      |         | ch - PS<br>hp | kW |       |
|---------------|--|------------------------|-----------|------|-----|------|------|-----|------|---------|---------------|----|-------|
|               | 50 LVF 25<br>Optima                    | m/min                  | 36        | 46   | 66  | 96   | 18   | 23  | 33   | 48      | 50            | 37 | 557 m |
|               |  | t                      | 5         | 3,75 | 2,5 | 1,25 | 10   | 7,5 | 5    | 2,5     |               |    |       |
|               | 75 LVF 25<br>Optima                    | m/min                  | 53        | 68   | 95  | 117  | 26,5 | 34  | 47,5 | 58,5    | 75            | 55 | 895 m |
|               |  | t                      | 5         | 3,75 | 2,5 | 1,25 | 10   | 7,5 | 5    | 2,5     |               |    |       |
|               | 75 VVF 30                              |                        | 2 min     |      |     |      |      |     |      | 75      | 55            |    |       |
|               | RVF 152<br>Optima+                     | tr/min<br>U/min<br>rpm | 0 → 0,8   |      |     |      |      |     |      | 2 x 5,5 | 2 x 4         |    |       |
|               | S 41A<br>RT 443<br>A1 - 2V<br>R ≥ 10 m | m/min                  | 15 - 30   |      |     |      |      |     |      | 4 x 5   | 4 x 3,7       |    |       |
|               | V 60A<br>RT 544<br>A1 - 2V<br>R ≥ 13 m | m/min                  | 13,5 - 27 |      |     |      |      |     |      | 4 x 7   | 4 x 5,2       |    |       |
|               | V 63A                                  |                        |           |      |     |      |      |     |      |         |               |    |       |

|                         | kVA                                  |
|-------------------------|--------------------------------------|
| 400 V (+10% -10%) 50 Hz | 50 LVF : 137 kVA<br>75 LVF : 162 kVA |

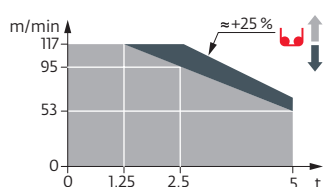
| 480 V - 60 Hz |  |                        |         |      |     |      |      |     |      |         | ch - PS<br>hp | kW |       |
|---------------|--|------------------------|---------|------|-----|------|------|-----|------|---------|---------------|----|-------|
|               | 50 LVF 25<br>Optima                    | m/min                  | 36      | 46   | 66  | 96   | 18   | 23  | 33   | 48      | 50            | 37 | 557 m |
|               |  | t                      | 5       | 3,75 | 2,5 | 1,25 | 10   | 7,5 | 5    | 2,5     |               |    |       |
|               | 75 LVF 25<br>Optima                    | m/min                  | 53      | 68   | 95  | 117  | 26,5 | 34  | 47,5 | 58,5    | 75            | 55 | 895 m |
|               |  | t                      | 5       | 3,75 | 2,5 | 1,25 | 10   | 7,5 | 5    | 2,5     |               |    |       |
|               | 75 VVF 30                              |                        | 2 min   |      |     |      |      |     |      | 75      | 55            |    |       |
|               | RVF 152<br>Optima+                     | tr/min<br>U/min<br>rpm | 0 → 0,8 |      |     |      |      |     |      | 2 x 5,5 | 2 x 4         |    |       |
|               | S 41A<br>RT 443<br>A1 - 2V<br>R ≥ 10 m | m/min                  | 18 - 36 |      |     |      |      |     |      | 4 x 6   | 4 x 4,4       |    |       |
|               | V 60A<br>RT 544<br>A1 - 2V<br>R ≥ 13 m | m/min                  | 16 - 32 |      |     |      |      |     |      | 4 x 8,4 | 4 x 6,2       |    |       |
|               | V 63A                                  |                        |         |      |     |      |      |     |      |         |               |    |       |

|                        | kVA                                  |
|------------------------|--------------------------------------|
| 480 V (+6% -10%) 60 Hz | 50 LVF : 137 kVA<br>75 LVF : 162 kVA |

50 LVF 25 Optima



75 LVF 25 Optima



|  | FR   | DE   | EN  | ES  | IT  | PT  | RU  |
|--|--|--|---|---|---|---|---|
|  | Réactions en service   | Reaktionskräfte in Betrieb   | Reactions in service  | Reacciones en servicio  | Reazioni in servizio  | Reacções em serviço   | Реакция при работе  |
|  | Réactions hors service   | Reaktionskräfte außer Betrieb  | Reactions out of service  | Reacciones fuera de servicio  | Reazioni fuori servizio   | Reacções fora de serviço  | Реакция в покое   |
|  | Poids à vide sans lest avec flèche et hauteur maximum  | Gewicht ohne Last, ohne Ballast, mit Ausleger und max. Höhe  | Weight without load, without ballast, with jib and max. height  | Peso en vacío sin lastre, con flecha y altura máxima  | Peso a vuoto, senza zavorra, con braccio e altezza massimi.   | Peso em vazio sem lastro com lança e altura máxima.   | Вес пустого, без балласта, со стрелой, максимальной высоты.   |
|  | Poids total du lest  | Ballast-Gesamtgewicht  | Total ballast weight  | Peso total del lastre   | Peso totale della zavorra   | Peso total do lastro  | Общий вес балласта  |
|  | Courbes de charges sans plate-forme d'intervention   | Lastkurven ohne Arbeitsbühne   | Load curves without inspection platform   | Curvas de cargas sin plataforma de servicio   | Curve di carico senza piattaforma di intervento   | Curvas de carga sem plataforma de intervenção   | Кривые грузоподъемности без технической платформой  |
|  | Courbes de charges avec plate-forme d'intervention déduire 0,1 t   | Lastkurven mit Arbeitsbühne 0,1 t abziehen   | Load curves with inspection platform, deduct 0,1 t  | Curvas de cargas con plataforma de servicio descontar 0,1 t   | Curve di carico con piattaforma di intervento detrarre 0,1 t  | Curvas de carga com plataforma de intervenção deduzir 0,1 ton   | Кривые грузоподъемности с технической платформой - вычесть 0,1 т  |
|  | Axe articulation flèche  | Auslegergelenk-achse   | Jib articulation axis   | Eje de articulación de la flecha  | Perno di articolazione del braccio  | Eixo de articulação da lança  | Ось шарнира стрелы  |
|  | Position giroquette  | Windfreistellung   | Weathervaning position  | Posición veleta   | Libera rotazione  | Posição em cata-vento   | Флюгер  |
|  | Camion 13,4 m  | Lkw 13,4 m   | Lorry 13,4 m  | Camión 13,4 m   | Camion 13,4 m   | Camião 13,4 m   | Ррузовой автомобиль 13,4 м  |
|  | Conteneur High Cube 40', et/ou Flat Rack 20'   | Container High Cube 40', and/oder Flat Rack 20'  | Container High Cube 40', and/or Flat Rack 20'   | Contenedor High Cube 40', y/o Flat Rack 20'   | Container High Cube 40', e/o Flat Rack 20'  | Contentor High Cube 40', e/ou Flat Rack 20'   | 40-футовый контейнер повышенной вместимости High Cube, и/или 20-футовая открытая платформа Flat Rack                                  |
|  | Cadre d'ancrage serré  | Fester Verankerungsrahmen  | Tightened anchorage frame   | Marco de anclaje de apriete   | Quadro di ancoraggio stretto  | Quadro de amarração apertado  | Прикрепленная анкерная рама   |
|  | Cadre d'ancrage desserré   | Loser Verankerungsrahmen   | Loosened anchorage frame  | Marco de anclaje de desapriete  | Quadro di ancoraggio allentato  | Quadro de amarração solto   | Отсоединенная анкерная рама   |
|  | Levage   | Heben  | Hoisting  | Elevación   | Sollevamento  | Elevação  | Подъем  |
|  | Relevage   | AL-Verstellen  | Luffing   | Izado   | Brandeggio  | Levantamento  | Маховый подъем  |
|  | Orientation  | Schwenken  | Slewing   | Orientación   | Rotazione   | Rotação   | Поворот   |
|  | Translation  | Kranfahren   | Travelling  | Traslación  | Traslazione   | Translação  | Перемещение крана   |
|  | Puissance nominale   | Nennleistung   | Rated power   | Potencia nominal  | Potenza nominale  | Potência nominal  | Номинальная мощность  |
|  | Nous consulter   | AufAnfrage   | Consult us  | Consultarnos  | Consultateci  | Consultar-nos   | Проконсультируйтесь у нас   |
|  | Document commercial non contractuel. Pour toute information technique se référer à la notice correspondante. | Unverbindliches Vertriebsdokument. Für technische Informationen, siehe die entsprechenden Anweisungen. | This commercial document is not legally binding. For any technical information, please refer to the corresponding instructions. | Documento comercial no contractual. Para cualquier información técnica, ver la noticia correspondiente. | Documento commerciale non vincolante, per tutte le informazioni tecniche fare riferimento al catalogo istruzioni. | Documento comercial não contractual. Para qualquer informação técnica complementar consultar as respectivas instruções. | Этот коммерческий документ не является юридически обязательным. Для получения технической информации, см. соответствующие инструкции. |



**Manitowoc - Americas**  
**Manitowoc, Wisconsin, USA**  
 Tel: +1 920 684 6621  
 Fax: +1 920 683 6277

**Shady Grove, Pennsylvania, USA**  
 Tel: +1 717 597 8121  
 Fax: +1 717 597 4062

**Manitowoc - Europe, Middle East & Africa**  
**Ecully, France**  
 Tel: +33 (0)4 72 18 20 20  
 Fax: +33 (0)4 72 18 20 00

**Manitowoc - Asia & Pacific**  
**Shanghai, China**  
 Tel: +86 21 6457 0066  
 Fax: +86 21 6457 4955