Tower Crane / Grue à tour / Gru a torre
Grúa torre / Guindaste de torre

Turmdrehkran 28 SE



DIN/FEM

1 : 185

LIEBHERR

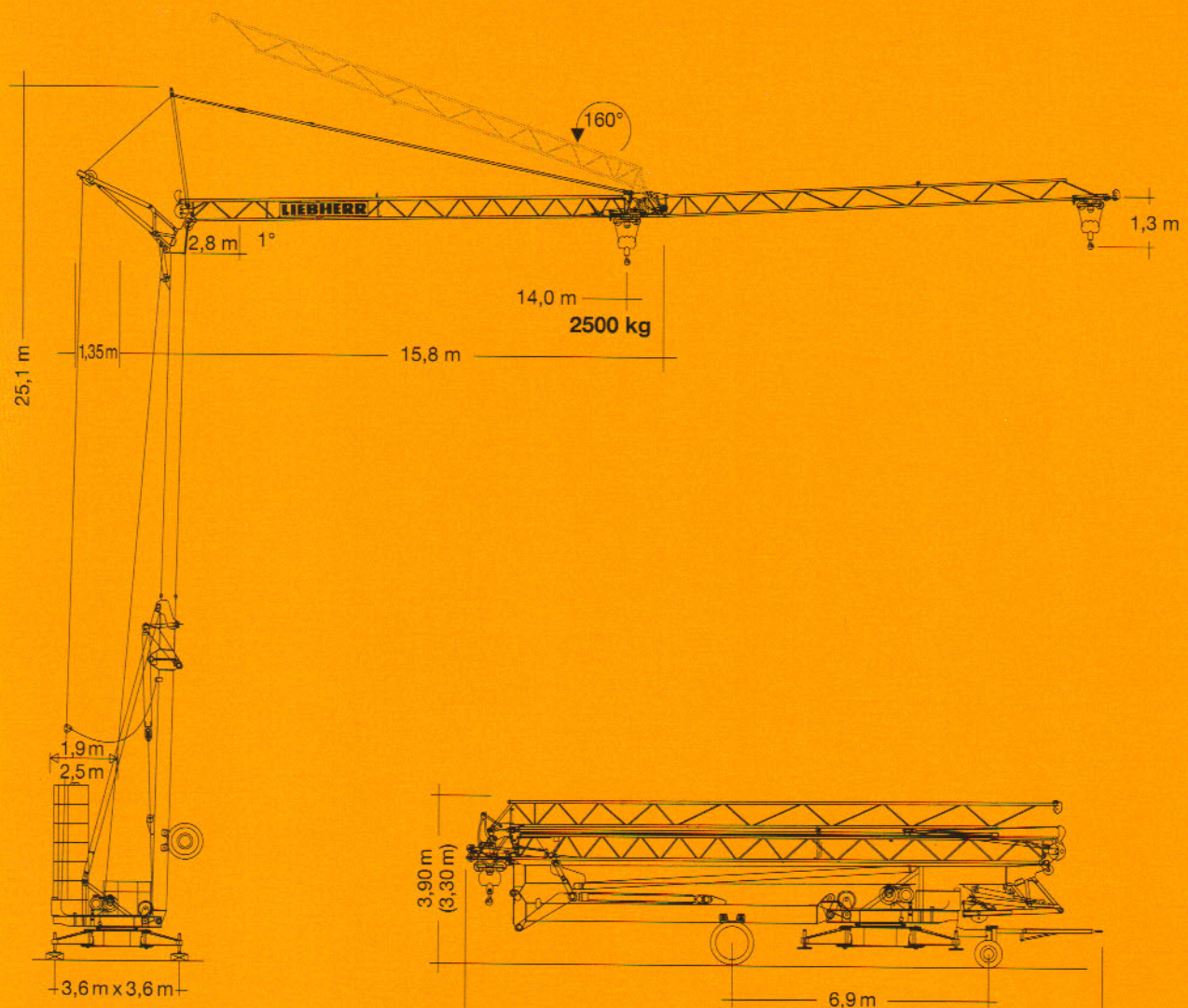

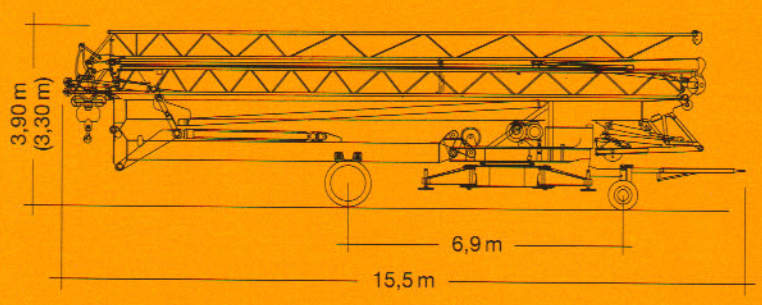

ca. 20000 kg

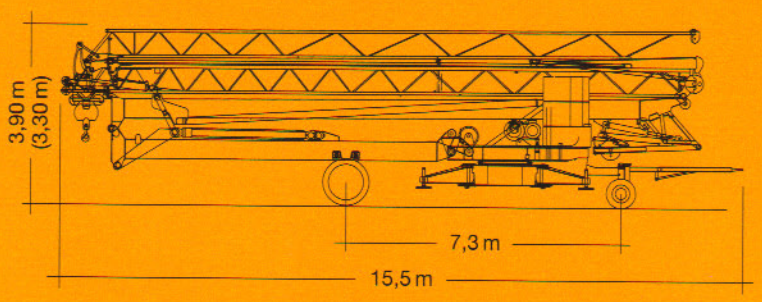

ca. 23800 kg

Gewicht

Weight / Poids / Peso / Peso / Pesos

r = 1,9 m	17000 kg	
r = 2,5 m	16200 kg	
		11200 kg

28 SE

Ausladung und Tragfähigkeit

Radius and capacity / Portée et charge / Sbraccio e portata / Alcances y cargas / Alcance e capacidade de carga

m	m / kg	m/kg																
		12,0	13,0	14,0	15,0	16,0	17,0	18,0	19,0	20,0	21,0	22,0	23,0	24,0	25,0	26,0	27,0	**28,0**
28,0	2,8 – 12,5 **2500**	2500	2370	2160	1980	1820	1690	1570	1470	1380	1300	1220	1160	1100	1040	1000	1000	**1000**

Auslegersteilstellung

Steep angle positions / Flèche en position relevée / Braccio inclinato / Pluma inclinada / Lança inclinada

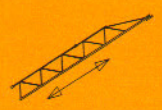

① **Hakenhöhe (m)**
Hook height
Hauteur sous crochet
Altezza gancio
Altura máx. de gancho
Máxima altura abaixo do gancho

② **Ausladung (m)**
Radius
Portée
Sbraccio
secance máx.
Alcance máximo

③ **Tragfähigkeit (kg)** **(Zwischenwerte siehe Betriebsanweisung)**
Capacity (Values in-between see instruction manual)
Charge (Valeurs intermédiaires voir manuel d'instructions)
Portata (valori intermedi vedere istruzioni per l'uso)
Capac. de carga (para valores intermedios, consulte manual de instrucciones)
Capacidade (Valores intermediários, ver instruções de operação)

		10°	15°	20°	25°	30°	35°	40°	45°
28,0	①	24,3	26,5	28,7	30,8	32,8	34,7	36,5	37,4
	②	2,7 – 14,7 – 27,6	2,7 – 18,8 – 27,1	2,7 – 22,9 – 26,4	2,6 – 25,5	2,6 – 24,5	2,6 – 23,3	2,5 – 21,9	2,5 – 21,1
	③	– 1720 – 750	– 1270 – 780	– 1000 – 830	820	700	600	530	500

Geschwindigkeiten

Speeds / Vitesses / Velocità / Velocidades / Velocidades

	U/min 0 ⟷ 0,9 sl./min tr./min	1,5 kW, EDC
	20,0 / 40,0 m/min	0,95 / 1,4 kW 1,9 / 2,8 kW*
	ca. 160°/min.	4,0 kW
	ca. 10°/min.	4,0 kW 5,5 kW**

	Stufe / Step / Cran Marcia / Marcha Velocidade	kg	m/min
8,0 kW	1	2500	4,0
	2	2500	20,0
	3	1000	40,0

BGL: 2105-0028

400 V	Hz	kVA
68,0 m 4 x 6 mm²	50	16,0

* **Ausführung mit Auslegersteilstellung** / Version with steep-angle jib position / Version avec flèche relevée / Modello con braccio articolato
Versión con pluma en posición inclinada / Versão com inclinação da lança ** Option

Technische Daten

Technical data - Caractéristiques techniques
Caratteristiche tecniche - Características técnicas - Datos técnicos

Aufstellvorgang

Erection procedure
Déroulement de montage
Procedimento di montaggio
Procedimiento de montaje
Sistema de montagem

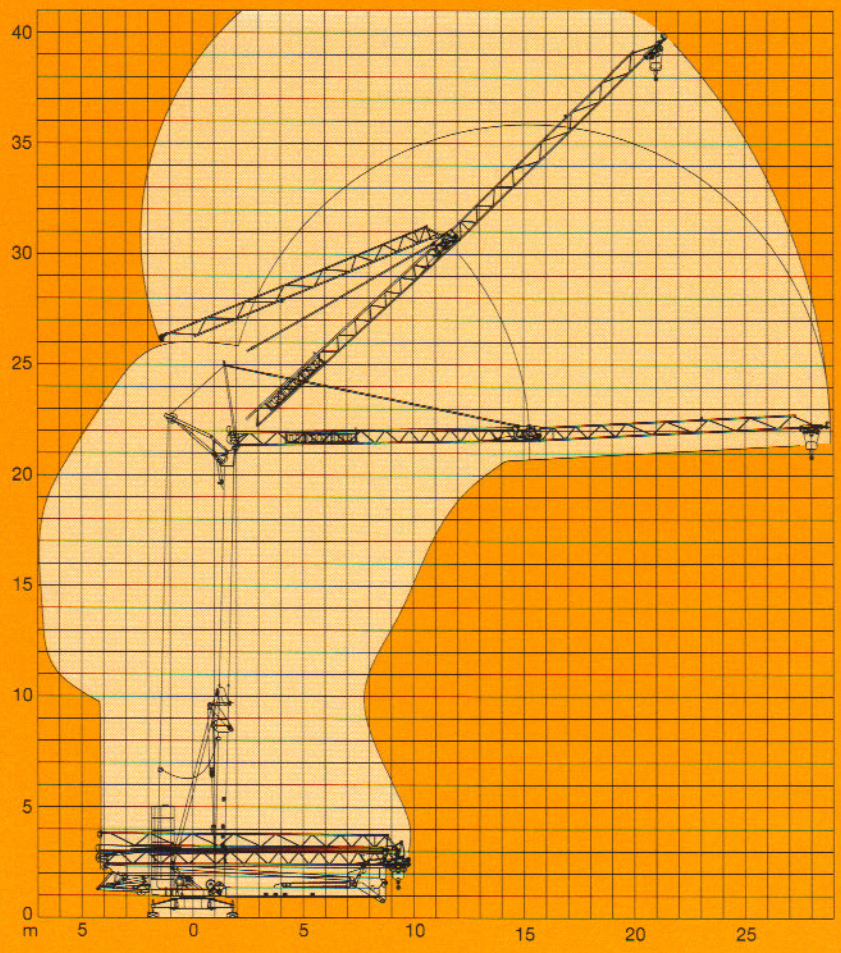

Kolli-Liste

Packing List / Liste de colisage / Lista dei colli
Lista de contenido / Lista de embalagem

Pos. Item Rep. Voce Pos. Ref	Anz. Qty. Qté. Qta. Cant. Cant.			L (m)	B (m)	H (m)	kg
1	1	**Transportachse vorne, 20 SE/28 SE-Adapter** / Road transport axle front, 20 SE/28 SE adapter / Essieux de transport avant, pièce d'adapt. 20 SE/28 SE / Assale anteriore, adattatore per 20 SE/28 SE / Eje de transporte delantero, adaptador 20 SE/28 SE / Eixo de transporte dianteiro, adaptador 20 SE/28 SE	Tra 100 KY 2 Tra 100 KY 6	4,30 4,30	1,25 1,25	1,31 1,31	750 850
2	1	**Transportachse hinten, 20 SE/28 SE-Adapter** / Road transport axle behind, 20 SE/28 SE adapter / Essieux de transport arrière, pièce d'adapt. 20 SE/28 SE / Assale posteriore, adattatore per 20 SE/28 SE Eje de transporte trasero, adaptator 20 SE/28 SE / Eixo de transporte traseiro, adaptador 20 SE/28 SE	Tra 120 GY 1 und/and/et/e/y/y GY 1 A	1,60	2,50	1,20	1000
3	1	**Transportachse vorne m. Zwischenadapter** / Road transport axle front w. adapter / Essieux de transport avant a. pièce d'adapt. / Assale anteriore con adattatore intermedio / Eje de transporte delantero con adaptador intermedio / Eixo de transporte dianteiro com adaptador intermédio	Tra 100 KY 2 Tra 100 KY 6	4,30 4,30	1,25 1,25	1,31 1,31	950 1050
4	1	**Transportachse hinten m. Zwischenadapter** / Road transport axle behind w. adapter / Essieux de transport arrière a. pièce d'adapt. / Assale posteriore con adattatore intermedio / Eje de transporte trasero con adaptador intermedio / Eixo de transporte traseiro com adaptador intermédio	Tra 120 GY 1 und/and/et/e/y/y GY 1 A	1,75	2,50	1,25	1200
5	1	**Transportachse** / Road transport axle / Essieux de transport Assali per trasporto / Eje de transporte / Eixo de transporte	Tra 200 GZ 1	3,10	2,50	1,40	2700

120 P – 3738 H1 B3 DIN 15018 • BGL 2105-0028 / FEM (Section 1) Krangruppe A3 und OENORM T3 • 03.97 / 6

Konstruktionsänderungen vorbehalten! / Subject to alterations!
Sous réserves de modifications! / Si fa riserva di modifiche!
Salvo modifição da construcao! / ¡Sujeto a modificaciones!

Printed in Spain

LIM 03.99 2

LIEBHERR INDUSTRIAS METALICAS, S.A.,Polígono Industrial Agustinos, Apartado 4096, E-31014 PAMPLONA ☎ 948 297 000, Fax 948 297 029, http://www.Liebherr.com, E-Mail: info@lim.liebherr.com