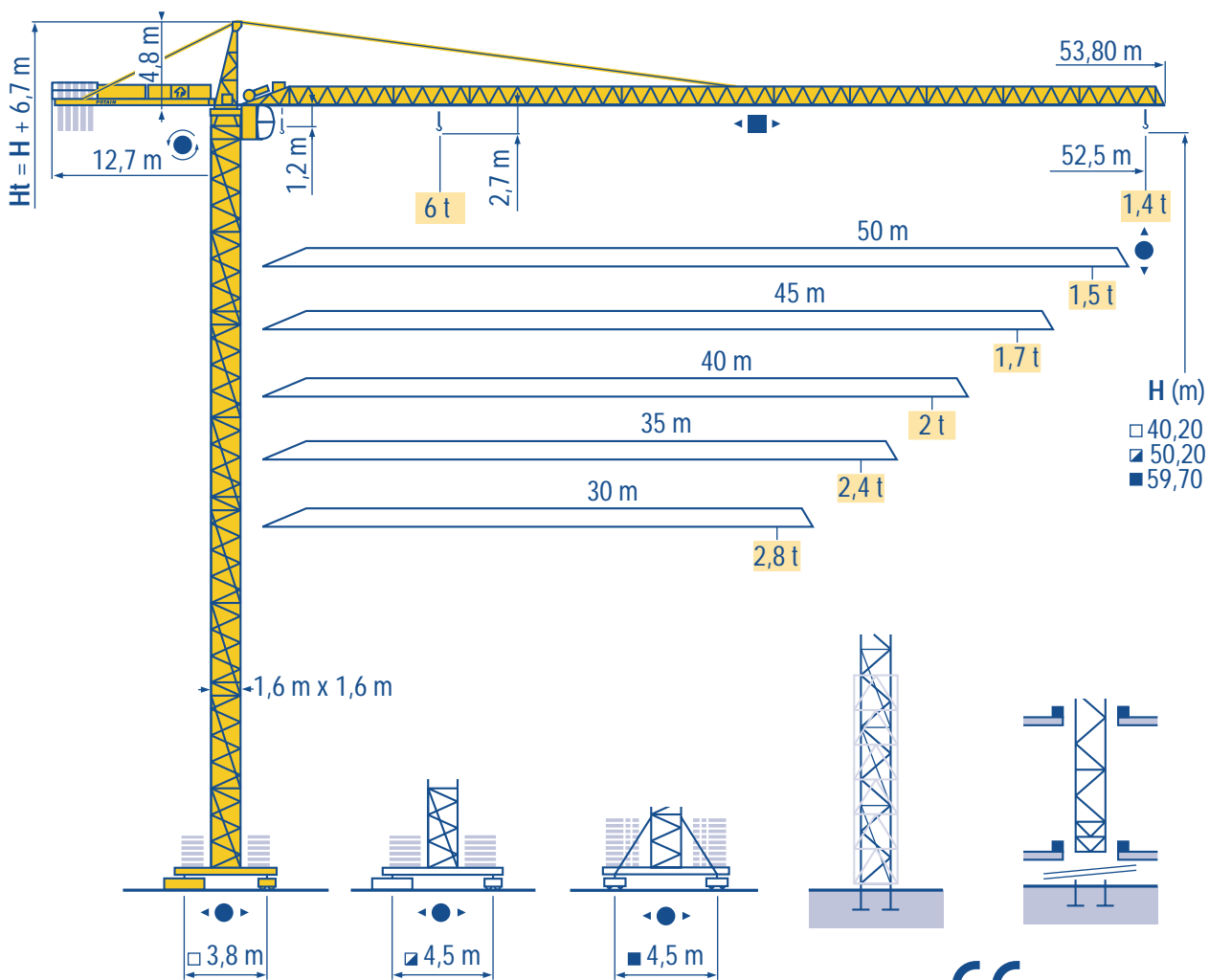


# CITY CRANE MD 95 B



HD  
HDM



HDT



GTMR



CITY CRANE



TOPKIT MD  
MAXI MD



MAXI TOPKIT



Topless MDT



MR



CE FEM 1.001-A3



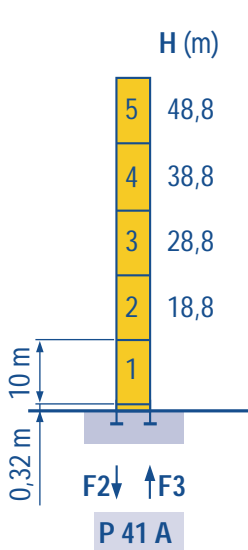
**POTAIN** 

**Mat / Réactions**  
**Maste / Eckdrücke**  
**City 1,6 m**

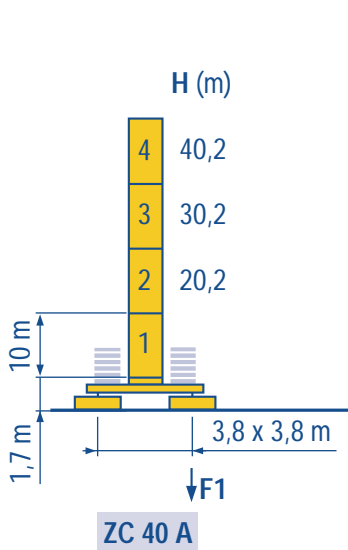
**F** **Masts / Reactions**  
**D** **Mástil / Reacciones**  
**City 1,6 m**

**GB** **Torre / Reazioni**  
**E** **塔身 / 反力**  
**City 1,6 m**

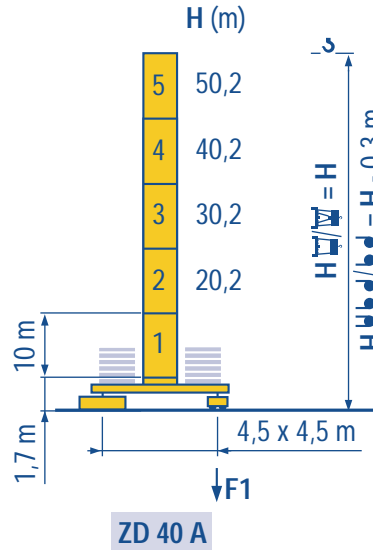
**I**  
**C**



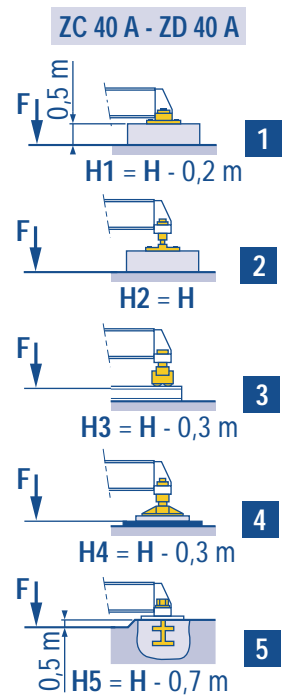
F2	● 93 t	■ 129 t
F3	● 61 t	■ 101 t
🏗️	30 t	



F1	● 54 t	■ 61 t
🏗️	32 t	



F1	● 60 t	■ 72 t
🏗️	37 t	

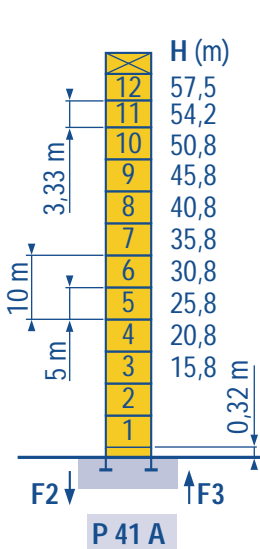


**Telescopable 1,6 m**  
**Teleskopierbar 1,6 m**

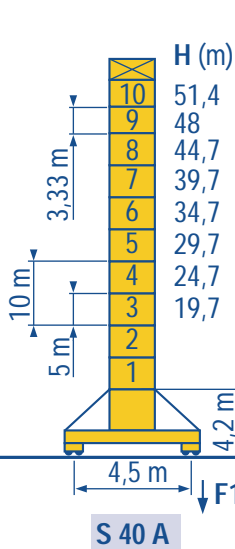
**F** **Telescopic 1,6 m**  
**D** **Telescopico 1,6 m**

**GB** **Telescopico 1,6 m**  
**E** **可顶升 1,6 m**

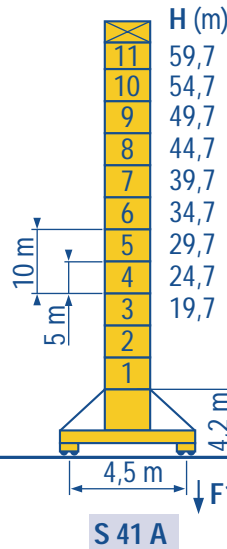
**I**  
**C**



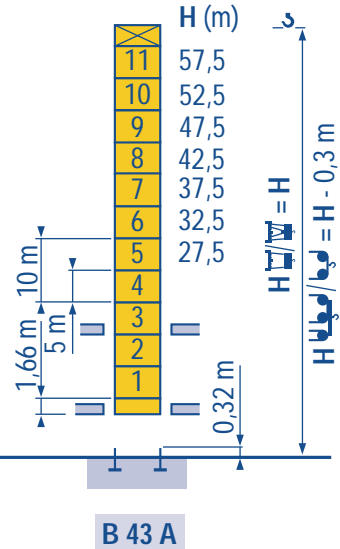
F2	● 109 t	■ 171 t
F3	● 76 t	■ 141 t
🏗️	43 t	



F1	● 67 t	■ 87 t
🏗️	48 t	



F1	● 83 t	■ 116 t
🏗️	51 t	



**Voir télescopage sur dalles**  
**Réactions en service**  
**Réactions hors service**  
**A vide sans lest (ni train de transport) avec flèche et hauteur maximum.**

**F** **See climbing crane**  
**Reactions in service**  
**Reactions out of service**  
**Without load, ballast (or transport axles), with maximum jib and maximum height.**

**GB** **Consultare gru in cavedito**  
**Reazioni in servizio**  
**Reazioni fuori servizio**  
**A vuoto, senza zavorra (ne assali di trasporto) con braccio massimo e altezza massima.**

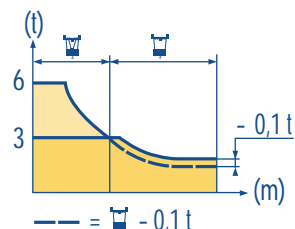
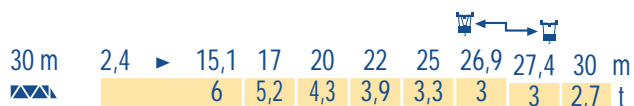
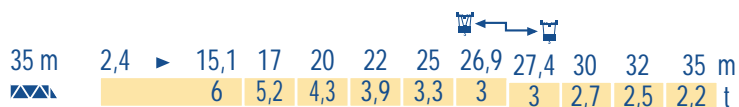
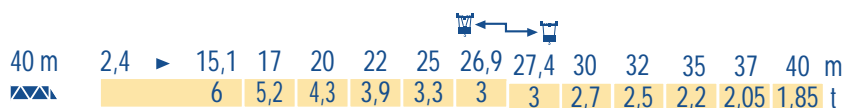
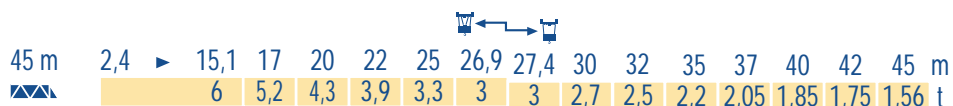
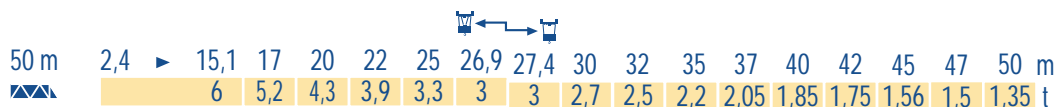
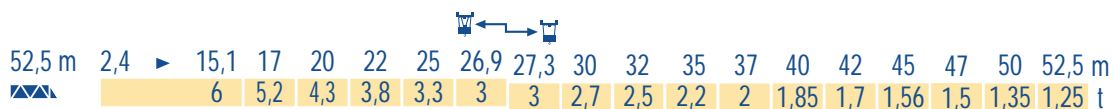
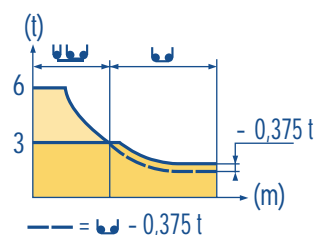

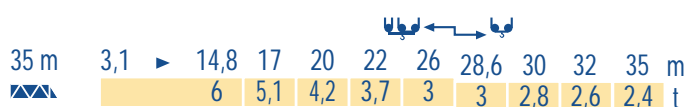
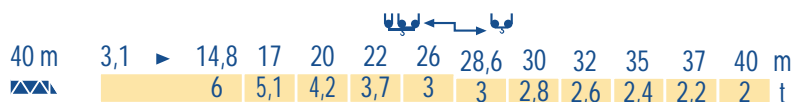
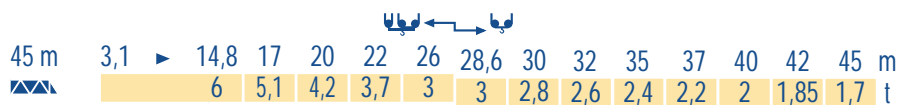
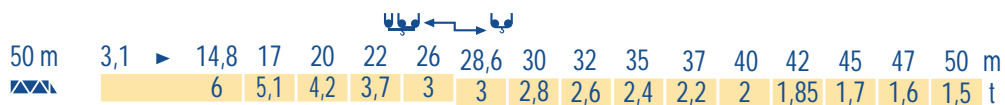
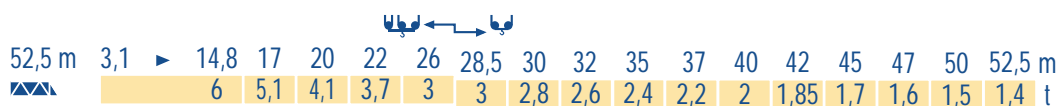
**Siehe Kletterkrane im Gebäude**  
**Reaktionskräfte in Betrieb**  
**Reaktionskräfte außer Betrieb**  
**Ohne Last, Ballast (und Transportachse), mit Maximalausleger und Maximalhöhe.**

**D** **Vea grua trepadora**  
**Reacciones en servicio**  
**Reacciones fuera de servicio**  
**Sin carga, sin lastre, (ni tren de transporte), flecha y altura máxima.**

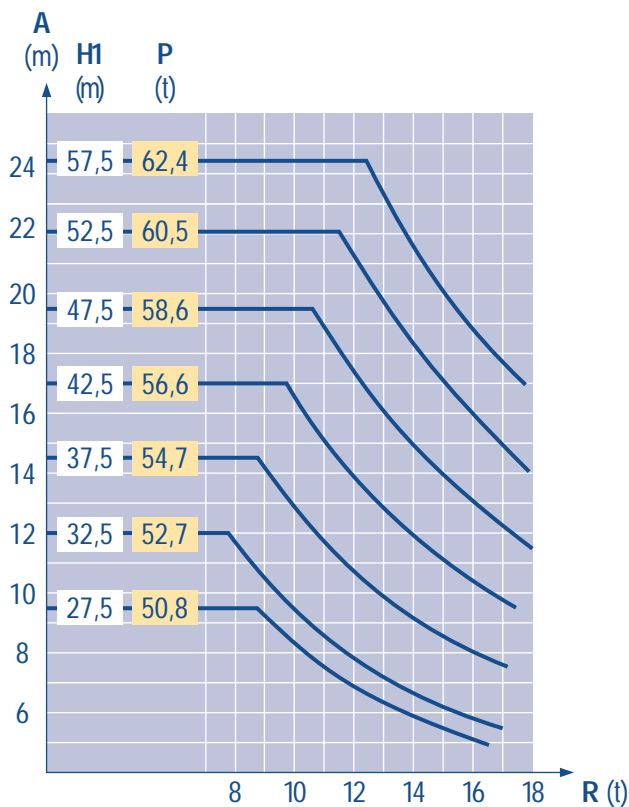
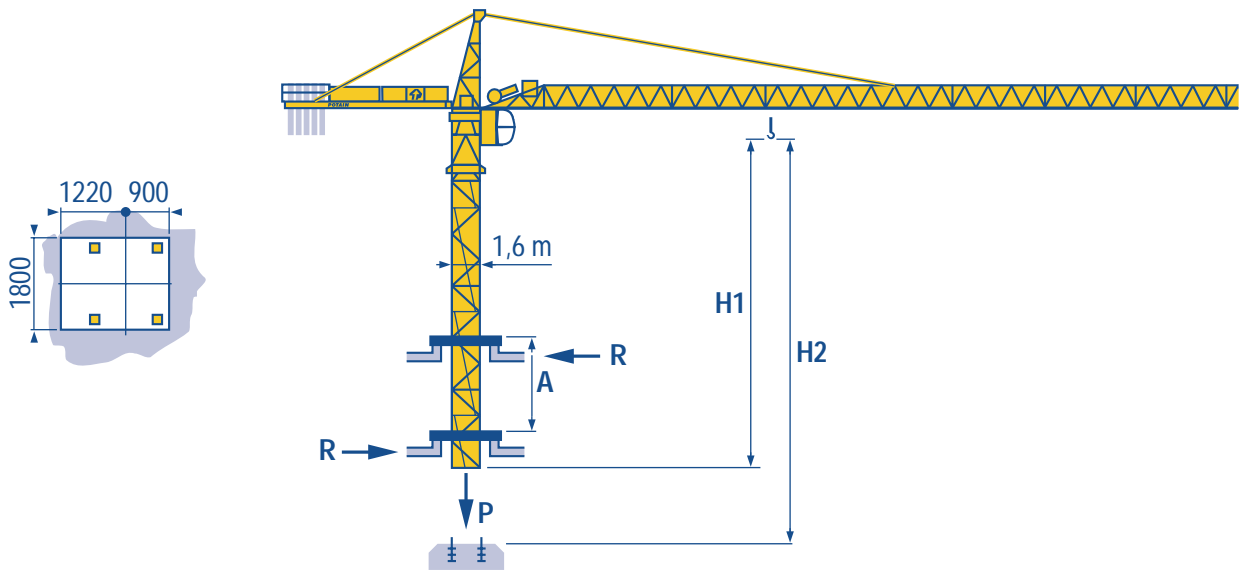
**E** **見楼板顶升**  
**工作状态下的反应**  
**非工作状态下的反应**  
**空载无压重也无运输车有吊臂和最大高度**

LSN 1

LSN 1



B 43 A



LSN 1

A	Distance entre cadres	F	Distance between collars	GB	Distanza fra i telai	I
H1	Hauteur grue		Crane height		Altezza gru	
P	Poids de la grue (en service)		Crane weight (in service)		Peso della gru (in servizio)	
R	Réaction horizontale		Horizontal reaction		Reazione orizzontale	
A	Abstand zwischen den Rahmen	D	Distancia entra marcos	E	各附着框之间距离	C
H1	Kranhöhe		Altura grúa		工作状态下塔机高度	
P	Krangewicht (in Betrieb)		Peso de la grúa (en servicio)		工作状态下塔机重量	
R	Horizontalkräfte		Reaccion horizontal		水平反力	

Lest de contre-flèche  
Gegenauslegerballast



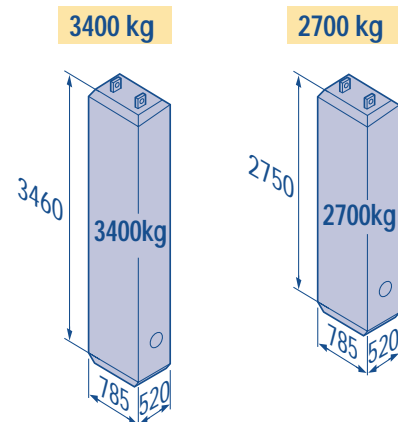
Counter-jib ballast  
Lastre de contra flecha



Contrappeso  
平衡臂重



		3400 kg	2700 kg	(kg)
52,5 m	12 m	5	-	17 000
50 m	12 m	3	2	15 600
45 m	12 m	1	4	14 200
40 m	12 m	4	-	13 600
35 m	12 m	2	2	12 200
30 m	12 m	-	4	10 800



LSN 1

Lest de base  
Grundballast



Base ballast  
Lastre de base












Zavorra di base  
压重



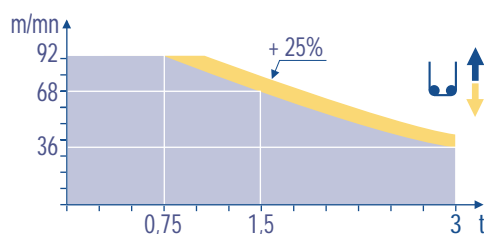
∅1,6 m	ZC 40 A - ● ▶	H (m)	40,2	30,2	20,2						
		(t)	45	35	30						
∅1,6 m	ZD 40 A - ● ▶	H (m)	50,2	40,2	30,2	20,2					
		(t)	70	40	35	30					
∅1,6 m	S 40 A - ● ▶	H (m)	51,4	49,7	44,7	39,7	34,7	29,7	24,7	19,7	
		(t)	78	72	54	36	18	18	18	18	
∅1,6 m	S 41 A - ● ▶	H (m)	59,7	54,7	49,7	44,7	39,7	34,7	29,7	24,7	19,7
		(t)	114	96	72	54	36	18	18	18	18

LSN 1











		U ↑			UU ↑			ch - PS hp	kW			
	25 PC 15	m/min	6	30	60	3	15	30	25	18,4	260 m	
		t	3	3	1,5	6	6	3				
	33 PC 15	m/min	6	37,5	75	3	19	37,5	33	24	260 m	
		t	3	3	1,5	6	6	3				
	33 LVF 15 Optima	m/min	3 → 12 → 36 → 48 → 68 → 92			1,5 → 6 → 18 → 24 → 34 → 46			30	22	260 m	
		t	3	3	3	2,25	1,5	0,75				6
	4 D3 V3	m/min	15 - 30 - 58						4	3		
	RCV 145	tr/min U/min rpm	0 → 0,8						2 x 6	2 x 4,4		
ZC 40 A ZD 40 A 	RT 224	m/min	25						2 x 4	2 x 2,9		
S 40 A 	RT 324 R ≥ 10 m	m/min	12,5 - 25						2 x 7	2 x 5,2		
S 41 A 	RT 443 A1 2V R ≥ 10 m	m/min	15 - 30						4 x 5	4 x 3,7		

CEI 38 	IEC 38	kVA	
400 V (+6% -10%) 50 Hz		25 PC : 40 kVA 33 PC : 50 kVA 33 LVF : 50 kVA	84/534 - 87/405

33 LVF 15  
Optima



LSN 1

	Levage	F	Hoisting	GB	Sollevamento	I
	Distribution		Trolleying		Distribuzione	
	Orientation		Slewing		Rotazione	
	Translation		Travelling		Traslazione	
	Conforme aux directives CEE 84/534 et 87/405 sur le niveau acoustique		In compliance with the EEC 84/534 and 87/405 Instructions on noise level		Conforme alle direttive CEE 84/534 e 87/405 sul livello acustico	
	Heben	D	Elevación	E	起升	C
	Katzfahren		Distribución		变幅	
	Schwenken		Orientación		回转	
	Kranfahren		Traslación		行走	
	Gemäss EWG-Richtlinien 84/534 und 87/405 für den Schall-Leistungspegel		Conforme con las directivas CEE 84/534 y 87/405 sobre el nivel acustico		符合 CEE 84/534 - CEE 87/405 声晌度规定	

Ref. 2000.05 LSN 1



18.Rue de Charbonnières, B.P. 173  
F-69132 ECULLY Cedex  
Tel. (33)04.72.18.20.20  
Fax (33)04.72.18.20.00  
<http://www.potain.com>  
E-mail : mkt@potain.fr

### CITY CRANE MD 95 B

Copyright.Reproduction interdite © POTAIN 2000

**Deutschland**  
POTAIN GmbH Tel : 06.105.704.0  
**Italia**  
POTAIN S.p.A. Tel : 0.331.49.33.11  
**Singapore**  
POTAIN PTE LTD Tel : (00.65) 227.1550